Jefferson School District

2021-22

First Interim

Dena Whittington

Chief Business Official

Enrollment vs Average Daily Attendance (ADA)

- California School Districts are funded on ADA not enrollment
- 2,225 of enrolled students translates to 2,147 ADA for JSD
- We receive just over $8,000 per ADA for 180 school days
- Enrolled 180 days, attended 170 days = $7,520 or 94% of $8,000
- Moved to our district mid-year
  - Enrolled 100 days, attended 95 days = $4,160 or 52% of $8,000

Actual vs Funded ADA

Districts are 'Held Harmless' for declining enrollment

	2021-22 Budget	2021-22 1st Interim	2022-23 1st Interim	2023-24 1st Interim
ADA:				
K-3	886.47	885.51	888.40	871.03
4-6	728.51	785.45	720.79	711.14
7-8	544.96	505.40	546.89	521.80
9-12	-	-	-	-
Total ADA	**2,159.94**	**2,176.35**	**2,156.08**	**2,103.97**
Funded ADA:				
K-3	918.59	918.59	885.51	888.40
4-6	753.47	753.47	785.45	720.79
7-8	563.72	563.72	505.40	546.89
9-12	-	-	-	-
Total Funded ADA	**2,235.78**	**2,235.78**	**2,176.35**	**2,156.08**

***2,235.78 ADA is from 2019-20 P-2 (before 2020 school closure)**

Four Calculations and Three Sources

Although ADA is held harmless, Unduplicated Pupil Count is still adjusted which has reduced our Supplemental funding

	2021-22 Budget	2021-22 First Interim	
Base Funding	18,390,177	18,390,177	
Grade Span Adj	773,453	773,453	
Supplemental	1,345,287	1,279,364	(65,923)
Transportation	120,952	120,952	
	$ 20,629,869	$ 20,563,946	
Property Taxes	5,604,024	6,160,459	
EPA	4,282,880	5,301,766	
State Aid	10,742,965	9,101,721	

Entitlement vs Apportionment

Each funding source has a different payment schedule
Each funding source is adjusted as actual data is available

	JULY	AUGUST	SEPTEMBER	OCTOBER	NOVEMBER	DECEMBER	JANUARY	FEBRUARY	MARCH	APRIL	MAY	JUNE	TOTAL
LCFF:													
Property Taxes	67,195	0	0	0	5,445	2,823,692	0	0	0	2,334,040	5,445	924,642	6,160,459
EPA	0	0	1,325,442	0	0	1,325,442	0	0	1,325,442	0	0	1,325,440	5,301,766
State Aid	487,435	487,435	877,382	877,382	852,411	852,411	852,411	762,971	762,971	762,971	762,971	762,971	9,101,722
													$ 20,563,947

P-2 submission

General Fund Revenues

Change in General Fund Revenue

Increased revenue for both State and Federal sources due to one-time grants

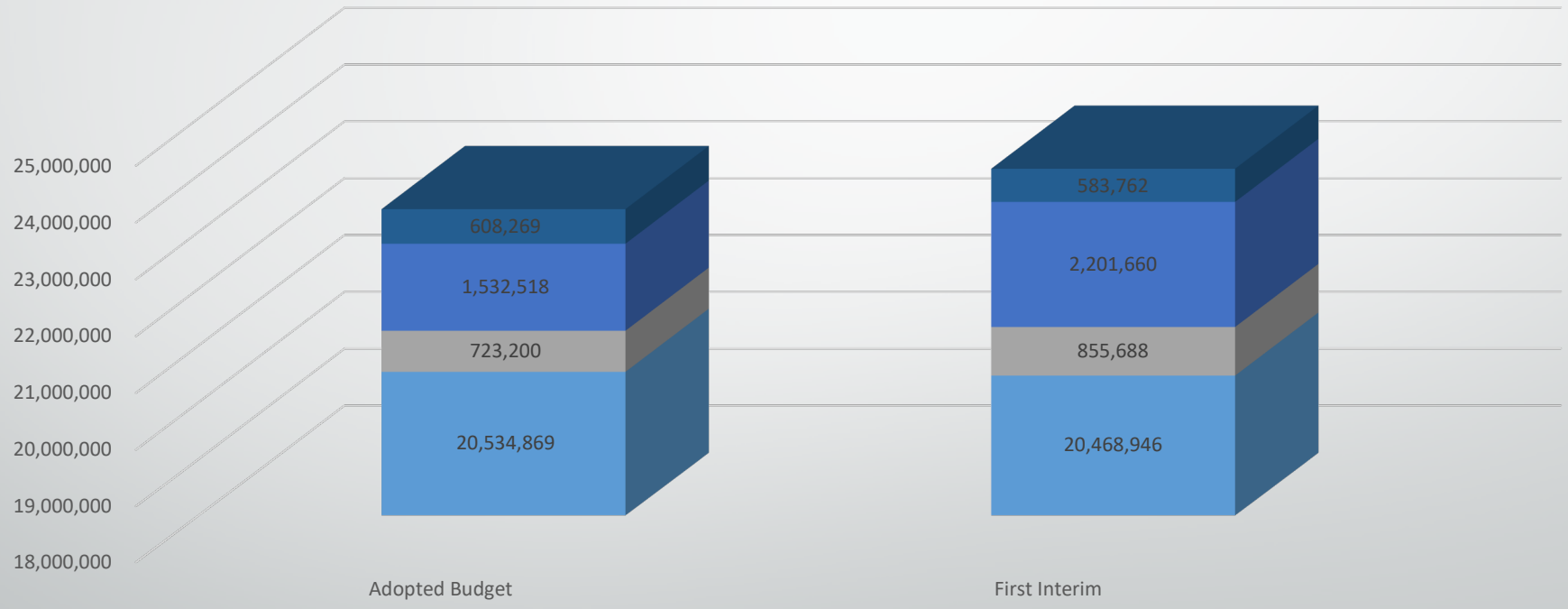

One-time Grants

ESSER: Elementary and Secondary School Emergency Relief Fund

ELO: Extended Learning Opportunity

IPI: In-person Instruction

GEER: Governor's Emergency Education Relief

Grant Name	ESSER II	ESSER III 80%	ESSER III 20%	ELO ESSER II	ELO GEER II	ELO ESSER III Emergency Needs	ELO ESSER III Learning Loss	ELO	ELO PARA	IPI	Total
	8290							**8590**	**8590**	**8590**	
Resource Code	3212	3213	3214	3216	3217	3218	3219	7425	7426	7422	
Timeline For Use	3/13/20 to 9/30/2023	3/13/2020 to 9/30/2024	3/13/2020 to 9/30/2024	9/30/2023	9/30/2023	9/30/2024	9/30/2024	9/30/2024	9/30/2024	9/30/2024	
Grant Amount	841,585	1,512,065	378,106	199,376	45,751	129,874	223,886	1,219,419	134,671	737,857	$ 5,422,590
2020-21	117,235	-	-	-	-	-	-	-	-	-	$ 117,235
2021-22	13,535	-	-	-	-	-	-	407,545	49,334	-	$ 470,414
Total for 2 years	130,770	-	-	-	-	-	-	407,545	49,334	-	$ 587,649
Available	**$ 710,815**	**$ 1,512,065**	**$ 378,106**	**$ 199,376**	**$ 45,751**	**$ 129,874**	**$ 223,886**	**$ 811,874**	**$ 85,337**	**$ 737,857**	**$ 4,834,941**

General Fund Expenditures

First Interim Expenditures

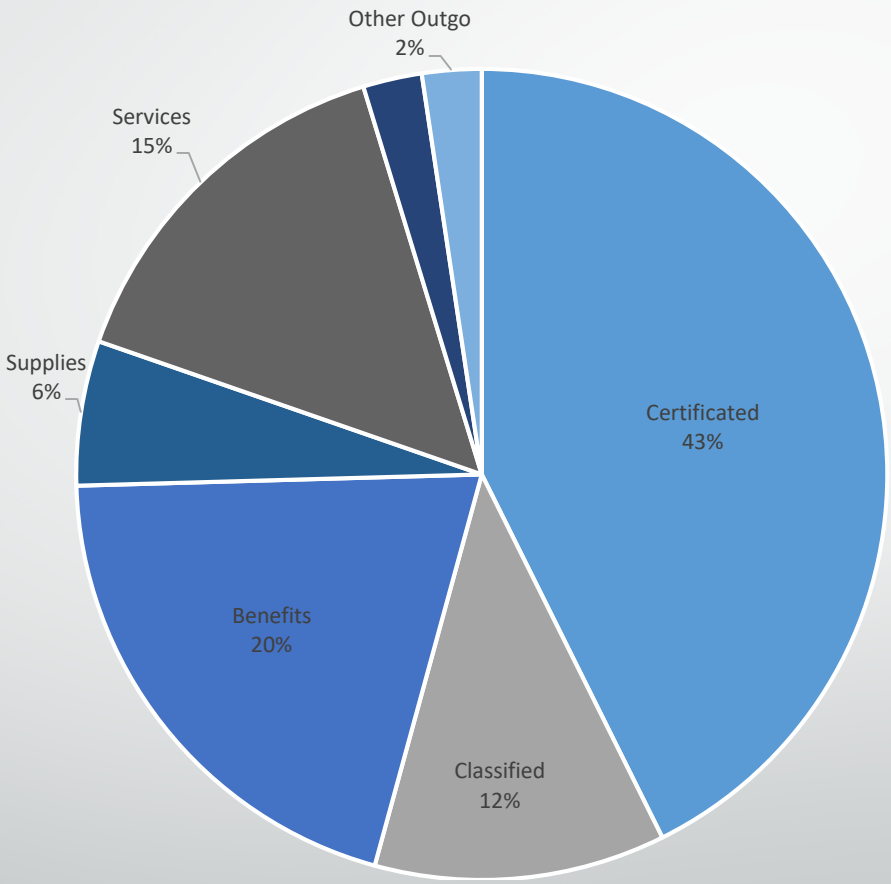

General Fund Expenditure Comparison

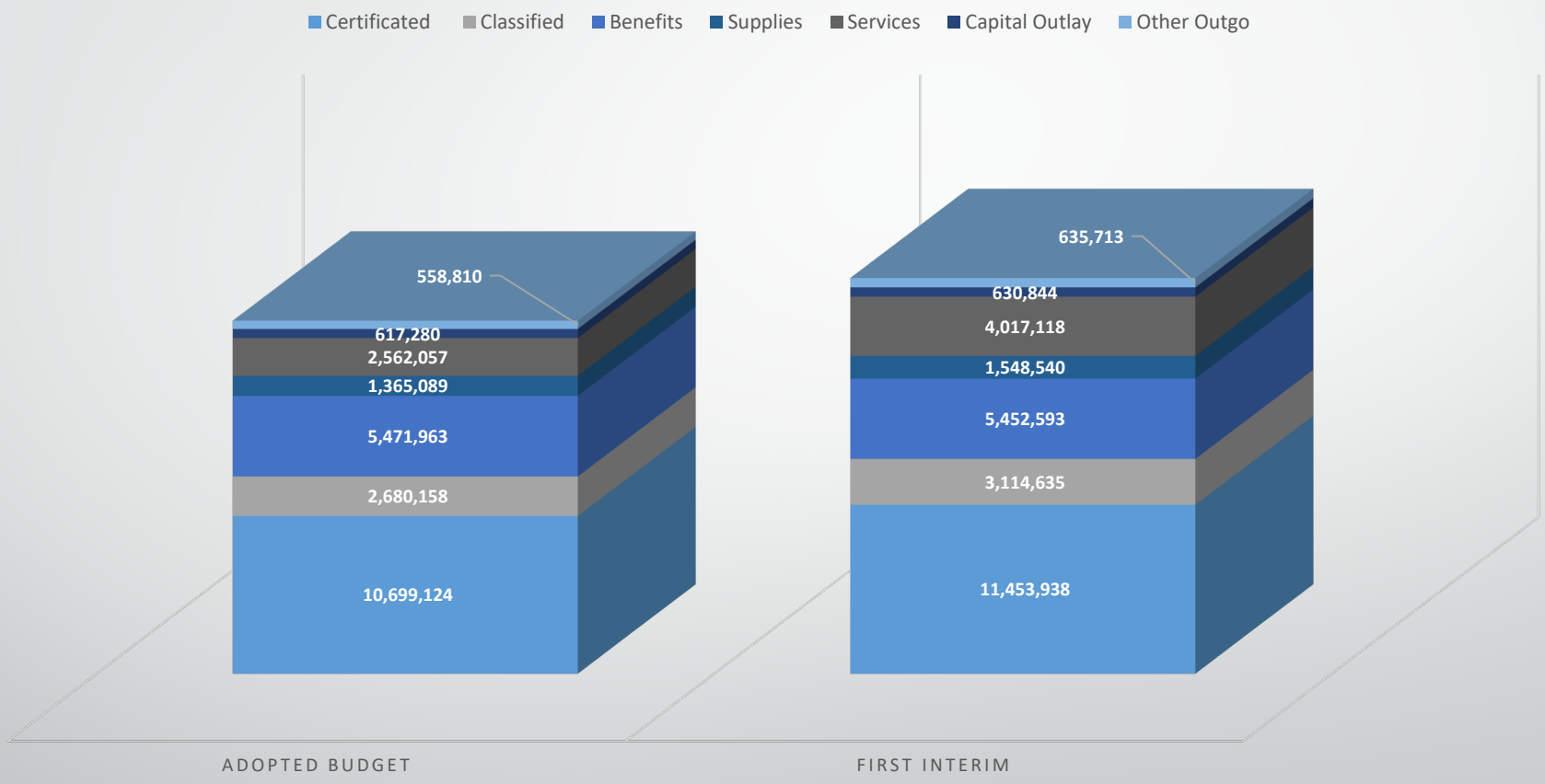

Next steps

- 2021-22 Budget updated at Second Interim
- Comply with one-time grant spending requirements and reporting deadlines
- Continue monitoring enrollment and attendance patterns

SAN JOAQUIN COUNTY OFFICE OF EDUCATION
Troy A. Brown, Ed.D., County Superintendent of Schools

2021-22 1st Interim

Jefferson School District

District

The undersigned, hereby certify that the Board of Education of the Jefferson School District, at its meeting on December 14, 2021, has reviewed and approved the Budget Assumptions Worksheets that are included as part of the 1st Interim Financial Report, and upon which the District's multiyear financial projections are based.

Signed: _____ Date: _____
President, Board of Education

Signed: _____ Date: _____
District Superintendent

SAN JOAQUIN COUNTY OFFICE OF EDUCATION
Troy A. Brown, Ed.D., County Superintendent of Schools

2021-22 1st Interim

Jefferson School District

District

Please fill out the form completely. Wherever the form asks for % and $, or # and $, please provide both. Please describe all "other changes". The documented assumptions **must** agree to the change from the prior period on the SACS MYP form. Thorough completion of the form will significantly reduce our need to contact you with questions, which could require further documentation. Thank you.

	2021-22 Adopted Budget Totals	1st Interim (Unrestricted Only) 2021-22	Projected (Unrestricted Only) 2022-23	Projected (Unrestricted Only) 2023-24
REVENUES:				
LCFF Funding Sources (8010-8099):				
ADA Used for LCFF (Funded):		2235.78 ADA	2176.35 ADA	2156.08 ADA
Estimated P-2 ADA:		2176.35 ADA	2156.08 ADA	2103.97 ADA
Total Change from Prior Period		$ (65,923)	$ (162,447)	$ 458,311
Adjusted Budget Amount	$ 20,534,869	$ 20,468,946	$ 20,306,499	$ 20,764,810
Please describe reason(s) for changes:		Reduction in Supplemental funding (Unduplicated Pupil)	Reduction in Supplemental funding (Unduplicated Pupil)	2.25% COLA
Federal Revenue (8100-8299):				
% Increase (Decrease) included in:		% $	% $	% $
One time $ included in:		$	$	$
Plus(Minus) Other $ changes:		$	$	$
Total Change from Prior Period		$ -	$ -	$ -
Adjusted Budget Amount	$ 10,504	$ 10,504	$ 10,504	$ 10,504
Please describe reason(s) for changes:		No change	No change	No change

	Adopted Budget Totals	1st Interim (Unrestricted Only) 2021-22	Projected (Unrestricted Only) 2022-23	Projected (Unrestricted Only) 2023-24
REVENUES Cont.:				
State Revenue (8300-8599):				
COLA % Used for:		% $	% $	% $
One time $ included in:		$	$	$
Plus(Minus) Other $ changes:		$		
Total Change from Prior Period		$ -	$ -	$ -
Adjusted Budget Amount	$ 407,639	$ 407,639	$ 407,639	$ 407,639
Please describe reason(s) for changes:		No change	No change	No change
Local Revenue (8600-8799):				
% Incr.(Decr.) included in:		% $	% $	% $
One time $ included in:		$	$	$
Plus(Minus) Other $ changes:		$ (26,063)	$ 26,000	$
Total Change from Prior Period		$ (26,063)	$ 26,000	$ -
Adjusted Budget Amount	$ 305,594	$ 279,531	$ 305,531	$ 305,531
Please describe reason(s) for changes:		Waived bus pass fees for 21-22 only	Bus pass fees reinstated	No change

	Adopted Budget Totals	1st Interim (Unrestricted Only) 2021-22	Projected (Unrestricted Only) 2022-23	Projected (Unrestricted Only) 2023-24
Transfers In/Sources (8900-8979):				
Other One time $ included in:		$	$	$
Plus(Minus) Other $ changes:		$	$	$
Total Change from Prior Period		$ -	$ -	$ -
Adjusted Budget Amount	$ -	$ -	$ -	$ -
Please describe reason(s) for changes:		No change	No change	No change
Contributions (8980-8999):				
(Incr.)Decr. for Sp. Ed. :		$ (260,503)		
(Incr.)Decr. for On-going Major Maint (RRM). :		no change $ -		
Other One time $ included in:		$		
Plus(Minus) Other $ changes:		3310,3315,6512 $ 101,290		
Total Change from Prior Period		$ (159,213)	$ -	$ -
Adjusted Budget Amount	$ (2,926,692)	$ (3,085,905)	$ (3,085,905)	$ (3,085,905)
Please describe reason(s) for changes:		See description	No change	No change
TOTAL Other Financing Sources (8910-8999):				
Total Change from Prior Period		$ (159,213)	$ -	$ -
Adjusted Budget Amount	$ (2,926,692)	$ (3,085,905)	$ (3,085,905)	$ (3,085,905)
Total Revenues & Other Financing Sources	**$ 18,331,914**	**$ 18,080,715**	**$ 17,944,268**	**$ 18,402,579**

	Adopted Budget Totals	1st Interim (Unrestricted Only) 2021-22		Projected (Unrestricted Only) 2022-23		Projected (Unrestricted Only) 2023-24	
EXPENSES:							
Object 1XXX:		% Increase/(Decrease)	$ Increase/(Decrease)	% Increase/(Decrease)	$ Increase/(Decrease)	% Increase/(Decrease)	$ Increase/(Decrease)
Step & Column included in:		%	$	1.5 %	$ 136,625	1 %	$ 138,674
Settlement included in:		%	$	%	$	%	$
Other:							
Growth Positions:		-3 FTE	$ (325,582)	FTE	$	3 FTE	$ 291,647
One time $ included in:			$ -47649		$		$ 117,499
Plus(Minus) Other $ changes:			$ 75,960		$		$
Total Change from Prior Period			$ (297,271)		$ 136,625		$ 547,820
Adjusted Budget Amount	$ 9,405,612		$ 9,108,341		$ 9,244,966		$ 9,792,787
LCFF K-3 Grade Span ratio		N/A Negotiated Class Sizes	1:		1:		1:

Enter Grade Span ratio for each fiscal year or N/A in the box if Negotiated Class Sizes

Please describe reason(s) for changes:			
	Reduction in teaching staff costs -325,582	Opening of CHES postponed to 23-24	3 teachers, Principal for CHES
	Reclassification of psych to categorical -47,649		
	Compensation study (Principals) $75,960		

Object 2XXX:		% Increase/(Decrease)	$ Increase/(Decrease)	% Increase/(Decrease)	$ Increase/(Decrease)	% Increase/(Decrease)	$ Increase/(Decrease)
Step included in:		%	$	1.5 %	$ 33,173	1.5 %	$ 33,671
Settlement included in:		%	$	%	$	%	$
Other:							
Growth Positions:		FTE	$	FTE	$	2 FTE	$ 100,001
One time $ included in:			$		$		$
Plus(Minus) Other $ changes:			$ 79,089		$		$
Total Change from Prior Period			$ 79,089		$ 33,173		$ 133,672
Adjusted Budget Amount	$ 2,132,439		$ 2,211,528		$ 2,244,701		$ 2,378,372
Please describe reason(s) for changes:		Compensation study implementation				1 custodian, 1 secretary for CHES	

	Adopted Budget Totals	1st Interim (Unrestricted Only) 2021-22		Projected (Unrestricted Only) 2022-23		Projected (Unrestricted Only) 2023-24	
EXPENSES Cont.:							
Object 3XXX:							
Change in Statutory Benefits:		% Increase/(Decrease)	$ Increase/(Decrease)	% Incr./(Decr.)	$ Increase/(Decrease`	% Incr./(Decr.)	$ Increase/(Decrease`
Increase in Statutory due to Step & Column		%	$	%	$ 43,030	%	$ 44,012
Increase in Statutory due to Settlement		%	$	%	$ -	%	$ -
Incr./Decr. in Statutory due to rate changes		%	$	%	$ 269,110	%	$ 22,447
Incr./Decr. in Statutory due to +/- positions, other changes		%	$	%	$ -	%	$ 130,096
Total $ Change in Statutory:			$ -		$ 312,139		$ 196,555
Change in Health & Welfare :							
Incr./Decr. in H & W due to rate changes		%	$	%	$	%	$
Incr./Decr. in H & W due to CAP change		%	$	%	$	%	$
Incr./Decr. in H & W due to other		%	$	%	$	%	$
Incr./Decr. in H & W due to +/- positions		%	$	%	$	%	$
Are you budgeting at the CAP ?		Yes/No					
Total $ Change in H & W:			$ -		$ -		$ -
Changes in Other Benefits:		various %	$ (44,010)	%	$	%	$
Total $ Change in Benefits:			$ (44,010)		$ 312,139		$ 196,555
One time benefit $ included above:			$		$		$
Total Change from Prior Period			$ (44,010)		$ 312,139		$ 196,555
Adjusted Budget Amount	$ 3,927,406		$ 3,883,396		$ 4,195,535		$ 4,392,090

Please describe reason(s) for changes:

Net change in benefit costs related to staffing changes

	Adopted Budget Totals	1st Interim (Unrestricted Only) 2021-22	Projected (Unrestricted Only) 2022-23	Projected (Unrestricted Only) 2023-24
EXPENSES Cont.:				
Object 4XXX:				
% Increase(Decrease) included in:		% $	% $ 5,689	% $
Flat $ Increase(Decrease) included in:		$ (77,785)	$	$
One time $ included in:		$	500,000	$ (500,000)
Total Change from Prior Period		$ (77,785)	$ 505,689	$ (500,000)
Adjusted Budget Amount	$ 1,148,972	$ 1,071,187	$ 1,576,876	$ 1,076,876
Please describe reason(s) for changes:				
		Net change to various accounts	Start up costs for CHES	Remove start up costs for CHES
Object 5XXX:				
% Increase(Decrease) included in:		% $	% $ (6,689)	% $
Flat $ Increase(Decrease) included in:		$ 331,288	$	$
One time $ included in:		$		
Total Change from Prior Period		$ 331,288	$ (6,689)	$ -
Adjusted Budget Amount	$ 2,171,311	$ 2,502,599	$ 2,495,910	$ 2,495,910
Please describe reason(s) for changes:				
		Net change to various accounts	No change	No change

	Adopted Budget Totals	1st Interim (Unrestricted Only) 2021-22	Projected (Unrestricted Only) 2022-23	Projected (Unrestricted Only) 2023-24
EXPENSES Cont.:				
Object 6XXX:				
% Increase(Decrease) included in:		% $	% $	% $
Flat $ Increase(Decrease) included in:		$	$	$
One time $ included in:		$ 25,000	500,000	$ (500,000)
Total Change from Prior Period		$ 25,000	$ 500,000	$ (500,000)
Adjusted Budget Amount	$ -	$ 25,000	$ 525,000	$ 25,000
Please describe reason(s) for changes:		Furniture acquisition	Start up costs for CHES	Remove start up costs for CHES
Other Outgo - Objects 7100-7299, 7400-7499				
% Increase(Decrease) included in:		% $	% $	% $
Flat $ Increase(Decrease) included in:		$ (12,570)	$	$
One time $ included in:		$		
Total Change from Prior Period		$ (12,570)	$ -	$ -
Adjusted Budget Amount	$ 270,916	$ 258,346	$ 258,346	$ 258,346
Please describe reason(s) for changes:		Adjusted excess costs	No change	No change

	Adopted Budget Totals	1st Interim (Unrestricted Only) 2021-22	Projected (Unrestricted Only) 2022-23	Projected (Unrestricted Only) 2023-24
Direct Support/Indirect Costs - Objects 7300-7399				
% Increase(Decrease) included in:		% $	% $	% $
Flat $ Increase(Decrease) included in:		$	$	$
One time $ included in:		$	$	$
Total Change from Prior Period		$ -	$ -	$ -
Adjusted Budget Amount	$ (67,918)	$ (67,918)	$ (67,918)	$ (67,918)
Please describe reason(s) for changes:		No change	No change	No change
Other Financing Uses - Objects 7610-7699				
% Increase(Decrease) included in:		% $	% $	% $
Flat $ Increase(Decrease) included in:		$	$	$
One time $ included in:		$	$	$
Total Change from Prior Period		$ -	$ -	$ -
Adjusted Budget Amount	$ -	$ -	$ -	$ -
Please describe reason(s) for changes:		No change	No change	No change
Total Expenditures & Other Financing Uses	**$ 18,988,738**	**$ 18,992,479**	**$ 20,473,416**	**$ 20,351,463**
Please attach additional sheets as necessary.				
Net Increase (Decrease) in Fund Balance	**$ (656,824)**	**$ (911,764)**	**$ (2,529,148)**	**$ (1,948,884)**

SAN JOAQUIN COUNTY OFFICE OF EDUCATION
Troy A. Brown, Ed.D., County Superintendent of Schools

2021-22 1st Interim

Jefferson School District

District

Please fill out the form completely. Wherever the form asks for % and $, or # and $, please provide both. Please describe all "other changes". The documented assumptions **must** agree to the change from the prior period on the SACS MYP form. Thorough completion of the form will significantly reduce our need to contact you with questions, which could require further documentation. Thank you.

	2021-22 Adopted Budget Totals	1st Interim (Restricted Only) 2021-22	Projected (Restricted Only) 2022-23	Projected (Restricted Only) 2023-24
REVENUES:				
LCFF Funding Sources (8010-8099):				
ADA Used for LCFF (Funded):		2235.78 ADA	2176.35 ADA	2156.08 ADA
Estimated P-2 ADA:		2176.35 ADA	2156.08 ADA	2103.97 ADA
Total Change from Prior Period		$	$	$
Adjusted Budget Amount		$ -	$ -	$ -
Please describe reason(s) for changes:				
Federal Revenue (8100-8299):				
% Increase (Decrease) included in:		% $ 4,490	% $	% $
One time $ included in:		$	$	$
Plus(Minus) Other $ changes:		$ 127,998	$ 2,488,968	$ (2,488,968)
Total Change from Prior Period		$ 132,488	$ 2,488,968	$ (2,488,968)
Adjusted Budget Amount	$ 712,696	$ 845,184	$ 3,334,152	$ 845,184
Please describe reason(s) for changes:		Net change after clearing PY A/R Budgeted Resource 3212 in 21-22	Resource 3213, 3214, 3216, 3217, 3218, 3219 not budgeted in 21-22	

	Adopted Budget Totals	1st Interim (Restricted Only) 2021-22	Projected (Restricted Only) 2022-23	Projected (Restricted Only) 2023-24
REVENUES Cont.:				
State Revenue (8300-8599):				
COLA % Used for:		% $	% $	% $
One time $ included in:		$ 669,142	$ (669,142)	$
Plus(Minus) Other $ changes:		$	737,857	(737,857)
Total Change from Prior Period		$ 669,142	$ 68,715	$ (737,857)
Adjusted Budget Amount	$ 1,124,879	$ 1,794,021	$ 1,862,736	$ 1,124,879
Please describe reason(s) for changes:		Increased State funding Budgeted Resource 7425 and 7426	Resource 7422 not budgeted in 21-22	
Local Revenue (8600-8799):				
% Incr.(Decr.) included in:		% $	% $	% $
One time $ included in:		$	$	$
Plus(Minus) Other $ changes:		$ 81,226	$	$
Total Change from Prior Period		$ 81,226	$ -	$ -
Adjusted Budget Amount	$ 302,675	$ 383,901	$ 383,901	$ 383,901
Please describe reason(s) for changes:		Increased Sped funding		

	Adopted Budget Totals		1st Interim (Restricted Only) 2021-22	Projected (Restricted Only) 2022-23	Projected (Restricted Only) 2023-24
Transfers In/Sources (8900-8979):					
Other One time $ included in:			$	$	$
Plus(Minus) Other $ changes:			$	$	$
Total Change from Prior Period			$ -	$ -	$ -
Adjusted Budget Amount	$ -		$ -	$ -	$ -
Please describe reason(s) for changes:		No change			
Contributions (8980-8999):					
Incr.(Decr.) for Sp. Ed. :			$ 260,503	$ -	$ -
Incr.(Decr.) for On-going Major Maint (RRM). :		no change	$ -	$ -	$ -
Other One time $ included in:			$ -	$ -	$ -
Plus(Minus) Other $ changes:		3310,3315,6512	$ (101,290)	$ -	$ -
Total Change from Prior Period			$ 159,213	$ -	$ -
Adjusted Budget Amount	$ 2,926,692		$ 3,085,905	$ 3,085,905	$ 3,085,905
Please describe reason(s) for changes:		See description			
TOTAL Other Financing Sources (8910-8999):					
Total Change from Prior Period			$ 159,213	$ -	$ -
Adjusted Budget Amount	$ 2,926,692		$ 3,085,905	$ 3,085,905	$ 3,085,905
Total Revenues & Other Financing Sources	**$ 5,066,942**		**$ 6,109,011**	**$ 8,666,694**	**$ 5,439,869**

	Adopted Budget Totals	1st Interim (Restricted Only) 2021-22		Projected (Restricted Only) 2022-23		Projected (Restricted Only) 2023-24	
EXPENSES:							
Object 1XXX:		% Increase/(Decrease)	$ Increase/(Decrease)	% Increase/(Decrease)	$ Increase/(Decrease)	% Increase/(Decrease)	$ Increase/(Decrease)
Step & Column included in:		%	$	1.5 %	$ 35,184	1.5 %	$ 20,034
Settlement included in:		%	$	%	$	%	$
Other:							
Growth Positions:		FTE	$	FTE	$	FTE	$
One time $ included in:			$ 1,052,085		$		$ (1,045,100)
Plus(Minus) Other $ changes:			$		$ (105)		$ (105)
Total Change from Prior Period			$ 1,052,085		$ 35,079		$ (1,025,171)
Adjusted Budget Amount	$ 1,293,512		$ 2,345,597		$ 2,380,676		$ 1,355,505

Please describe reason(s) for changes:

One time ESSER, ELO and LLM grants to be used over the next 3 years to continue services $1,045,100 estimated to be used in 21-22 and 22-23

Object 2XXX:		% Increase/(Decrease)	$ Increase/(Decrease)	% Increase/(Decrease)	$ Increase/(Decrease)	% Increase/(Decrease)	$ Increase/(Decrease)
Step included in:		%	$	%	$	%	$
Settlement included in:		%	$	%	$	%	$
Other:							
Growth Positions:		FTE	$	FTE	$	FTE	$
One time $ included in:			$ 425,388		$		$ (355,388)
Plus(Minus) Other $ changes:			$		$		$
Total Change from Prior Period			$ 425,388		$ -		$ (355,388)
Adjusted Budget Amount	$ 547,719		$ 973,107		$ 973,107		$ 617,719

Please describe reason(s) for changes:

One time ELO and LLM grants to be used over the next 3 years to continue services $355,388 estimated to be used in 21-22

	Adopted Budget Totals	1st Interim (Restricted Only) 2021-22		Projected (Restricted Only) 2022-23		Projected (Restricted Only) 2023-24	
EXPENSES Cont.:							
Object 3XXX:							
Change in Statutory Benefits:		% Increase/(Decrease)	$ Increase/(Decrease)	% Incr./(Decr.)	$ Increase/(Decrease)	% Incr./(Decr.)	$ Increase/(Decrease)
Increase in Statutory due to Step & Column		%	$	%	$ 8,009	%	$ 4,560
Increase in Statutory due to Settlement		%	$	%	$ -	%	$ -
Incr./Decr. in Statutory due to rate changes		%	$	%	$ 82,176	%	$ 9,731
Incr./Decr. in Statutory due to +/- positions, other changes		%	$	%	$ (24)	%	$ (369,279)
Total $ Change in Statutory:			$ -		$ 90,161		$ (354,988)
Change in Health & Welfare :							
Incr./Decr. in H & W due to rate changes		%	$	%	$	%	$
Incr./Decr. in H & W due to CAP change		%	$	%	$	%	$
Incr./Decr. in H & W due to other		%	$	%	$	%	$
Incr./Decr. in H & W due to +/- positions		%	$	%	$	%	$
Are you budgeting at the CAP ?		Yes/No		Yes/No		Yes/No	
Total $ Change in H & W:			$ -		$ -		$ -
Changes in Other Benefits:		%	$ 24,640	%	$ (2,385)	%	$ (700)
Total $ Change in Benefits:			$ 24,640		$ 87,776		$ (355,688)
One time benefit $ included above:			$		$		$
Total Change from Prior Period			$ 24,640		$ 87,776		$ (355,688)
Adjusted Budget Amount	$ 1,544,557		$ 1,569,197		$ 1,656,973		$ 1,301,285

Please describe reason(s) for changes:

One time ELO and LLM grants to be used over the next 3 years to continue services $24,640 estimated to be used in 21-22

	Adopted Budget Totals	1st Interim (Restricted Only) 2021-22	Projected (Restricted Only) 2022-23	Projected (Restricted Only) 2023-24
EXPENSES Cont.:				
Object 4XXX:				
% Increase(Decrease) included in:		% $	% $	% $
Flat $ Increase(Decrease) included in:		$	$	$
One time $ included in:		$ 264,239	$ (508)	$
Total Change from Prior Period		$ 264,239	$ (508)	$ -
Adjusted Budget Amount	$ 216,117	$ 480,356	$ 479,848	$ 479,848
Please describe reason(s) for changes:				
		Increased supply budget		
Object 5XXX:				
% Increase(Decrease) included in:		% $	% $	% $
Flat $ Increase(Decrease) included in:		$	$	$
One time $ included in:		$ 1,151,441	(26,668)	$
Total Change from Prior Period		$ 1,151,441	$ (26,668)	$ -
Adjusted Budget Amount	$ 390,746	$ 1,542,187	$ 1,515,519	$ 1,515,519
Please describe reason(s) for changes:				
		Increased contracted services for Sped $914,000		
		Carryover funds for LPSBG $143,446		

	Adopted Budget Totals	1st Interim (Restricted Only) 2021-22	Projected (Restricted Only) 2022-23	Projected (Restricted Only) 2023-24
EXPENSES Cont.:				
Object 6XXX:				
% Increase(Decrease) included in:		% $	% $	% $
Flat $ Increase(Decrease) included in:		$	$	$
One time $ included in:		$ (11,436)	$	$
Total Change from Prior Period		$ (11,436)	$ -	$ -
Adjusted Budget Amount	$ 617,280	$ 605,844	$ 605,844	$ 605,844
Please describe reason(s) for changes:				
		Reduction in RMA for this object group		
Other Outgo - Objects 7100-7299, 7400-7499				
% Increase(Decrease) included in:		% $	% $	% $
Flat $ Increase(Decrease) included in:		$ 89,473	$	$
One time $ included in:		$	$	$
Total Change from Prior Period		$ 89,473	$ -	$ -
Adjusted Budget Amount	$ 287,894	$ 377,367	$ 377,367	$ 377,367
Please describe reason(s) for changes:				
		Increased excess costs		

	Adopted Budget Totals	1st Interim (Restricted Only) 2021-22	Projected (Restricted Only) 2022-23	Projected (Restricted Only) 2023-24
Direct Support/Indirect Costs - Objects 7300-7399				
% Increase(Decrease) included in:		% $	% $	% $
Flat $ Increase(Decrease) included in:		$	$	$
One time $ included in:		$	$	$
Total Change from Prior Period		$ -	$ -	$ -
Adjusted Budget Amount	$ 32,918	$ 32,918	$ 32,918	$ 32,918
Please describe reason(s) for changes:				
		No change		
Other Financing Uses - Objects 7610-7699				
% Increase(Decrease) included in:		% $	% $	% $
Flat $ Increase(Decrease) included in:		$	$	$
One time $ included in:		$	$	$
Total Change from Prior Period		$ -	$ -	$ -
Adjusted Budget Amount	$ -	$ -	$ -	$ -
Please describe reason(s) for changes:				
Total Expenditures & Other Financing Uses	**$ 4,930,743**	**$ 7,926,573**	**$ 8,022,252**	**$ 6,286,005**
Please attach additional sheets as necessary.				
Net Increase (Decrease) in Fund Balance	**$ 136,199**	**$ (1,817,562)**	**$ 644,442**	**$ (846,136)**

SAN JOAQUIN COUNTY OFFICE OF EDUCATION
Troy A. Brown, Ed.D., County Superintendent of Schools

2021-22 1st Interim

Jefferson School District

District

Please fill out the form completely. Where ever the form asks for % and $, or # and $, please provide both. Please describe all "other changes". The documented assumptions **must** agree to the change from the prior period on the SACS MYP form. Thorough completion of the form will significantly reduce our need to contact you regarding questions, which could require further documentation. Thank you.

		Budget 2021-22		Projected 2022-23		Projected 2023-24	
		Unrestricted	**Restricted**	**Unrestricted**	**Restricted**	**Unrestricted**	**Restricted**
ADJ. BEGIN. FUND BAL.(Form 01 pg.1 line F1(e)		$ 8,748,151	$ 3,178,508				
ENDING FUND BALANCE		$ 7,836,387	$ 1,360,946	$ 5,307,239	$ 2,005,388	$ 3,358,355	$ 1,159,252
COMPONENTS OF ENDING FUND BALANCE:							
Nonspendable Amounts	Must Agree to Components of Fund Balance Form 01 pg 2						
Revolving Cash	9711	5,000	$	$ 5,000	$	$ 5,000	$
Stores	9712	-	$	$	$	$	$
Prepaid Expenditures	9713	-	$	$	$	$	$
All Others	9719	-	$	$	$	$	$
Restricted Balances	9740	-	$ 1,360,946	$	$ 2,005,388	$	$ 1,159,252
Committed Balances							
Stabilization Agreements	9750		$	$	$	$	$
Other Commitments	9760		$	$	$	$	$
Assigned Amounts							
Describe Other Assignments below:							
Unrestricted Instructional Materials	9780	703,325	$	$ 703,325	$	$ 703,325	$
Board Reserve	9780	500,000	$	$ 500,000	$	$ 500,000	$
MAA	9780	136,979	$	$ 136,979	$	$ 136,979	$
Unrestricted Lottery	9780	1,120,077	$	$ 1,120,077	$	$ 1,120,077	$
	9780		$	$	$	$	$
	9780		$	$	$	$	$
Total Other Assignments	9780	2,460,381	$ -	$ 2,460,381	$ -	$ 2,460,381	$ -
Reserve for Economic Uncertainties	3% 9789	804,551	$ -	$ 854,870	$ -	$ 799,124	$ -
Unassigned/Unappropriated	9790	4,566,455	$ -	$ 1,986,988	$ -	$ 93,849	$ -

Special Reserve Fund - Non/Capital Outlay (17)

Designated for Economic Uncertainties	9789		$	$
Unassigned/Unappropriated	9790		$	$

Please attach additional sheets as necessary.

Prepared By:

Chief Business Official Signature or DSSD Superintendent Signature:

Jefferson School District

MYP Interactive Scenario

General Fund Multi-Year Projection (Revised) - Interactive

Description		Current Year Projected Budget			1st Subsequent Year Projected Budget			2nd Subsequent Year Projected Budget		
		Unrestricted	Restricted	Combined	Unrestricted	Restricted	Combined	Unrestricted	Restricted	Combined
REVENUES										
General Purpose Revenue		20,468,946		20,468,946	20,306,499		20,306,499	20,764,810		20,764,810
Federal Revenue		10,504	845,184	855,688	10,504	3,334,152	3,344,656	10,504	845,184	855,688
State Revenue		407,639	1,794,021	2,201,660	407,639	1,862,736	2,270,375	407,639	1,124,879	1,532,518
Local Revenue		279,531	383,901	663,432	305,531	383,901	689,432	305,531	383,901	689,432
Total Revenues		**21,166,620**	**3,023,106**	**24,189,726**	**21,030,173**	**5,580,789**	**26,610,962**	**21,488,484**	**2,353,964**	**23,842,448**
EXPENDITURES										
Certificated Salaries		9,108,341	2,345,597	11,453,938	9,244,966	2,380,676	11,625,642	9,792,787	1,355,505	11,148,291
Classified Salaries		2,211,528	973,107	3,184,635	2,244,701	973,107	3,217,808	2,378,372	617,719	2,996,091
Benefits		3,883,396	1,569,197	5,452,593	4,195,535	1,656,973	5,852,508	4,392,090	1,301,285	5,693,375
Books and Supplies		1,071,187	480,356	1,551,543	1,576,876	479,848	2,056,724	1,076,876	479,848	1,556,724
Other Services & Oper. Exp		2,502,599	1,542,187	4,044,786	2,495,910	1,515,519	4,011,429	2,495,910	1,515,519	4,011,429
Capital Outlay		25,000	605,844	630,844	525,000	605,844	1,130,844	25,000	605,844	630,844
Other Outgo		258,346	377,367	635,713	258,346	377,367	635,713	258,346	377,367	635,713
Transfer of Indirect Costs		(67,918)	32,918	(35,000)	(67,918)	32,918	(35,000)	(67,918)	32,918	(35,000)
Total Expenditures		**18,992,479**	**7,926,573**	**26,919,052**	**20,473,416**	**8,022,252**	**28,495,668**	**20,351,463**	**6,286,005**	**26,637,468**
Excess / (Deficiency)		**2,174,141**	**(4,903,467)**	**(2,729,326)**	**556,757**	**(2,441,463)**	**(1,884,706)**	**1,137,021**	**(3,932,041)**	**(2,795,020)**
OTHER SOURCES/USES										
Transfers In		-	-	-	-	-	-	-	-	-
Transfers Out		-	-	-	-	-	-	-	-	-
Net Other Sources (Uses)		-	-	-	-	-	-	-	-	-
Contributions to Restricted		(3,085,905)	3,085,905	-	(3,085,905)	3,085,905	-	(3,085,905)	3,085,905	-
Total Financing Sources/Uses		(3,085,905)	3,085,905	-	(3,085,905)	3,085,905	-	(3,085,905)	3,085,905	-
Net Increase (Decrease)		**(911,764)**	**(1,817,562)**	**(2,729,326)**	**(2,529,148)**	**644,442**	**(1,884,706)**	**(1,948,884)**	**(846,136)**	**(2,795,020)**
FUND BALANCE, RESERVES										
Beginning Balance		8,748,151	3,178,508	11,926,659	7,836,387	1,360,946	9,197,333	5,307,239	2,005,388	7,312,627
Ending Balance		**7,836,387**	**1,360,946**	**9,197,333**	**5,307,239**	**2,005,388**	**7,312,627**	**3,358,355**	**1,159,252**	**4,517,607**
Nonspendable		5,000		5,000	5,000		5,000	5,000		5,000
Restricted			1,360,946	1,360,946		2,005,388	2,005,388		1,159,252	1,159,252
Other Assignments		2,460,381		2,460,381	2,460,381		2,460,381	2,460,381		2,460,381
Unassigned - REU	3%	807,572	-	807,572	854,870		854,870	799,124		799,124
Unassigned/Unappropriated		4,563,434	-	4,563,434	1,986,988	-	1,986,988	93,850	-	93,850
Total - Fund Balance		**7,836,387**	**1,360,946**	**9,197,333**	**5,307,239**	**2,005,388**	**7,312,627**	**3,358,355**	**1,159,252**	**4,517,607**

Special Reserve Fund - Non/Capital Outlay (17)						
Designated for Economic Uncertainties	-		-		-	
Reserve Percentage		19.95%		9.97%		3.35%

District: Jefferson ESD

	LCFF Calc Ref	A 2021-22 Budget	B 2021-22 1st Interim	Difference (B-A) $	Difference (B-A) %	C 2022-23 (based upon the reporting period in Col. B)	Difference (C-B) $	Difference (C-B) %	D 2023-24 (based upon the reporting period in Col. B)	Difference (D -C) $	Difference (D -C) %
ADA:											
K-3	ADA B-11, E-1, E-6, E-11	886.47	885.51	(0.97)	-0.11%	888.40	2.89	0.33%	871.03	(17.37)	-1.96%
4-6	ADA B-12, E-2, E-7, E-12	728.51	785.45	56.94	7.82%	720.79	(64.66)	-8.23%	711.14	(9.65)	-1.34%
7-8	ADA B-13, E-3, E-8, E-13	544.96	505.40	(39.57)	-7.26%	546.89	41.50	8.21%	521.80	(25.09)	-4.59%
9-12	ADA B-14, E-4, E-9, E-14	-	-	-	#DIV/0!	-	-	#DIV/0!	-	-	#DIV/0!
Total ADA		**2,159.94**	**2,176.35**	16.40	0.76%	**2,156.08**	(20.27)	-0.93%	**2,103.97**	(52.11)	-2.42%
Funded ADA:											
K-3	ADA F-1	918.59	918.59	-	0.00%	885.51	(33.08)	-3.60%	888.40	2.89	0.33%
4-6	ADA F-2	753.47	753.47	-	0.00%	785.45	31.98	4.24%	720.79	(64.66)	-8.23%
7-8	ADA F-3	563.72	563.72	-	0.00%	505.40	(58.33)	-10.35%	546.89	41.50	8.21%
9-12	ADA F-4	-	-	-	#DIV/0!	-	-	#DIV/0!	-	-	#DIV/0!
Total Funded ADA		**2,235.78**	**2,235.78**	-	0.00%	**2,176.35**	(59.43)	-2.66%	**2,156.08**	(20.27)	-0.93%
Unduplicated Pupil Percentage:	UP C-1	35.10%	33.38%		-1.72%	30.92%		-2.46%	30.92%		0.00%
LCFF Entitlement:											
COLA	LCFF Calculation A-5	5.07%	5.07%			2.48%			3.11%		
Base Rates:											
K-3		8,092	8,092	-	0.00%	8,293	201	2.48%	8,551	258	3.11%
4-6		8,214	8,214	-	0.00%	8,418	204	2.48%	8,680	262	3.11%
7-8		8,458	8,458	-	0.00%	8,668	210	2.48%	8,938	270	3.11%
9-12		9,802	9,802	-	0.00%	10,045	243	2.48%	10,357	312	3.11%
Base $:		**18,390,177**	**18,390,177**	-	0.00%	**18,336,133**	(54,044)	-0.29%	**18,741,268**	405,135	2.21%
Grade Span Rates:											
K-3		842	842	-	0.00%	862	20	2.38%	889	27	3.13%
9-12		255	255	-	0.00%	261	6	2.35%	269	8	3.07%
Grade Span $:		**773,453**	**773,453**	-	0.00%	**763,305**	(10,148)	-1.31%	**789,788**	26,483	3.47%
Total Base plus Grade Span $	LCFF Calculation C-5	**19,163,630**	**19,163,630**	-	0.00%	**19,099,438**	(64,192)	-0.33%	**19,531,056**	431,618	2.26%
		-	-			-			-		
Supplemental Rates:											
K-3		627	596	(30.73)	-4.90%	566	(30.29)	-5.08%	584	17.62	3.11%
4-6		577	548	(28.26)	-4.90%	521	(27.80)	-5.07%	537	16.20	3.11%
7-8		594	565	(29.10)	-4.90%	536	(28.63)	-5.07%	553	16.70	3.11%
9-12		706	671	(34.60)	-4.90%	637	(34.08)	-5.08%	657	19.79	3.10%
Supplemental $	LCFF Calculation D-7	**1,345,287**	**1,279,364**	(65,923)	-4.90%	**1,181,109**	(98,255)	-7.68%	**1,207,802**	26,693	2.26%
		-	-			-			-		
Concentration Rates:											
K-3		-	-	-	#DIV/0!	-	-	#DIV/0!	-	-	#DIV/0!
4-6		-	-	-	#DIV/0!	-	-	#DIV/0!	-	-	#DIV/0!
7-8		-	-	-	#DIV/0!	-	-	#DIV/0!	-	-	#DIV/0!
9-12		-	-	-	#DIV/0!	-	-	#DIV/0!	-	-	#DIV/0!
Concentration $	LCFF Calculation E-8	-	-	-	#DIV/0!	-	-	#DIV/0!	-	-	#DIV/0!
		0	-			-			-		
TIIG & Transportation	LCFF Calculation G-6	120,952	120,952			120,952			120,952		
Total LCFF Entitlement	LCFF Calculation H-3	**20,629,869**	**20,563,946**	(65,923)	-0.32%	**20,401,499**	(162,447)	-0.79%	**20,859,810**	458,311	2.25%

District: Jefferson ESD

	LCFF Calc Ref	A 2021-22 Budget	B 2021-22 1st Interim	Difference (B-A) $	Difference (B-A) %	C 2022-23 (based upon the reporting period in Col. B)	Difference (C-B) $	Difference (C-B) %	D 2023-24 (based upon the reporting period in Col. B)	Difference (D -C) $	Difference (D -C) %
		0	-			-			-		
Components of LCFF:											
Property Taxes (8021-8048)	Local Revenue C-1	5,604,024	6,160,459	556,435	9.93%	6,160,459	-	0.00%	6,160,459	-	0.00%
In Lieu Taxes (8096)	Local Revenue D-6	-	-	-	#DIV/0!	-	-	#DIV/0!	-	-	#DIV/0!
Amount of State Aid in:											
EPA (8012)	*EPA D-3*	*4,282,880*	*5,301,766*	*1,018,886*	*23.79%*	*5,160,826*	*(140,940)*	*-2.66%*	*5,112,771*	*(48,055)*	*-0.93%*
State Aid Not EPA (8011)	LCFF Calculation K-2	*10,742,965*	*9,101,721*	*(1,641,244)*	*-15.28%*	*9,080,213*	*(21,508)*	*-0.24%*	*9,586,578*	*506,365*	*5.58%*
Basic Aid Supplement (8011)	BASF D-3	-	-	-	#DIV/0!	-	-	#DIV/0!	-	-	#DIV/0!
County LCFF Transfer (7142)		(270,916)	(270,045)	871	-0.32%	(275,460)	(5,415)	2.01%	(284,036)	(8,576)	3.11%
Net LCFF Entitlement of District		20,358,953	20,293,901	(65,052)	-0.32%	20,126,038	(167,863)	-0.83%	20,575,772	449,734	2.23%
(State Aid plus net Prop. Tax less County LCFF Transfer)		0	-			-			-		

JEFFERSON ELEMENTARY SCHOOL DISTRICT

x | 1st Interim

| 2nd Interim

| Unaudited Actuals

ACTUAL AND PROJECTED MONTHLY CASH FLOWS
Fiscal Year 2021-22
GENERAL FUND

Completed: 11/10/2021
Revised: 12/8/2021

Notice: SCJOE is not responsible for the estimates included in the cash flow calculation spreadsheet. Districts should be carefully evaluating and adjusting the calculation for information they are aware of specific to their district that will impact the calculation estimates.

	JULY	AUGUST	SEPTEMBER	OCTOBER	NOVEMBER	DECEMBER	JANUARY	FEBRUARY	MARCH	APRIL	MAY	JUNE	ACCRUALS	EXP. UNEXP.	TOTAL
A. BEGINNING CASH	10,700,102.44	8,862,667.33	9,253,716.38	10,018,996.60	9,011,125.26	8,026,222.26	10,767,674.26	9,345,841.26	9,153,822.26	9,714,647.26	6,572,143.26	5,244,203.26			
B. RECEIPTS															
LCFF:															
Property Tax	67,194.98	0.00	0.00	0.00	5,445.00	2,823,692.00	0.00	0.00	0.00	2,334,040.00	5,445.00	924,642.00	0.00	0.00	6,160,458.98
State Aid - 8011 only	487,435.00	487,435.00	877,382.00	877,382.00	852,411.00	852,411.00	852,411.00	762,971.00	762,971.00	762,971.00	762,971.00	762,971.00	0.00	0.00	9,101,722.00
State Aid - 8012 only	0.00	0.00	1,325,442.00	0.00	0.00	1,325,442.00	0.00	0.00	1,325,442.00	0.00	0.00	1,325,440.00	0.00	0.00	5,301,766.00
Other	0.00	0.00	0.00	(54,158.98)	0.00	0.00	17,984.00	0.00	114,835.00	33,179.00	(267,828.00)	155,988.00	0.00	0.00	(0.98)
Federal Revenues	2,096.53	0.00	5,782.37	(206,351.79)	149,702.00	332,242.00	1,138.00	0.00	420,719.00	(3,388,032.00)	38,343.00	3,500,050.00	0.00	0.00	855,689.11
Other State Revenues	0.00	0.00	0.00	132,390.65	89,727.00	140,739.00	4,455.00	0.00	147,588.00	0.00	1,320,589.00	366,171.00	0.00	0.00	2,201,659.65
Other Local Revenues	0.00	(265.74)	75,303.77	(73,638.59)	(73,930.00)	(64,792.00)	(165,737.00)	1,310,206.00	(107,211.00)	(147,517.00)	(168,656.00)	0.00	0.00	0.00	583,762.44
Interfund Transfers In	0.00	0.00	0.00	0.00	0.00	0.00	0.00	0.00	0.00	0.00	0.00	0.00	0.00	0.00	0.00
All Other Financing Sources	0.00	0.00	0.00	0.00	0.00	0.00	0.00	0.00	0.00	0.00	0.00	0.00	0.00	0.00	0.00
SUB-TOTAL															24,205,057.20
Other Recpts/Non-Revenue	0.00	0.00	0.00	0.00	0.00	0.00	0.00	0.00	0.00	0.00	0.00	0.00	0.00	0.00	0.00
TOTAL RECEIPTS	556,726.51	487,169.26	2,283,910.14	675,623.29	1,023,355.00	5,409,734.00	710,251.00	2,073,177.00	2,664,344.00	(405,359.00)	1,690,864.00	7,035,262.00	0.00	0.00	24,205,057.20
C. DISBURSEMENTS															
Certificated Salary	130,405.66	929,590.09	1,026,682.61	951,193.50	1,028,216.00	1,084,587.00	1,030,289.00	1,027,307.00	1,037,267.00	1,046,772.00	1,066,463.00	1,095,165.00	0.00	0.00	11,453,937.86
Classified Salary	114,716.28	237,968.57	250,717.90	263,657.45	279,143.00	277,748.00	271,996.00	272,194.00	266,912.00	281,998.00	307,652.00	289,931.00	0.00	0.00	3,114,634.20
Employee Benefits	102,438.58	410,990.51	427,469.98	422,704.93	489,286.00	500,056.00	487,746.00	488,439.00	488,041.00	496,270.00	635,622.00	503,529.00	0.00	0.00	5,452,593.00
Supplies	39,448.02	86,186.08	89,847.02	531,454.45	8,360.00	275,641.00	18,288.00	68,813.00	39,396.00	47,013.00	279,202.00	64,892.00	0.00	0.00	1,548,540.57
Services	347,441.37	242,045.34	122,150.71	474,804.07	151,162.00	307,170.00	254,446.00	333,401.00	380,881.00	288,413.00	365,816.00	749,388.00	0.00	0.00	4,017,118.49
Capital Outlays	(40,491.11)	36,307.64	14,209.77	0.00	0.00	0.00	18,745.00	60,163.00	24,767.00	77,778.00	338,907.00	100,458.00	0.00	0.00	630,844.30
Other Outgo	13,573.00	13,573.00	24,431.00	24,431.00	37,179.00	37,179.00	37,179.00	0.00	28,408.00	442,047.00	8,874.00	(66,161.00)	0.00	0.00	600,713.00
Interfund Transfers Out	0.00	0.00	0.00	0.00	0.00	0.00	0.00	0.00	0.00	0.00	0.00	0.00	0.00	0.00	0.00
All Other Financing Uses	0.00	0.00	0.00	0.00	0.00	0.00	0.00	0.00	0.00	0.00	0.00	0.00	0.00	0.00	0.00
SUB-TOTAL															26,818,381.42
Other Dsbrsmnts/Non-Expenditu	0.00	0.00	0.00	0.00	0.00	0.00	0.00	0.00	0.00	0.00	0.00	0.00	0.00	0.00	0.00
TOTAL DISBURSEMENTS	707,531.80	1,956,661.23	1,955,508.99	2,668,245.40	1,993,346.00	2,482,381.00	2,118,689.00	2,250,317.00	2,265,672.00	2,680,291.00	3,002,536.00	2,737,202.00	0.00	0.00	26,818,381.42
D. BALANCE SHEET TRANSACTIONS															
Assets															
Cash Not in Treasury	0.00	0.00	0.00	0.00	0.00	0.00	0.00	0.00	0.00	0.00	0.00	0.00	0.00		0.00
Accounts Receivable (LCFF only)	0.00	0.00	0.00	0.00	0.00	0.00	0.00	0.00	0.00	0.00	0.00	0.00	0.00		0.00
Accounts Receivable (excluding L(	(596,652.98)	2,111,935.00	326,166.93	936,796.33	0.00	0.00	0.00	0.00	0.00	0.00	0.00	0.00	0.00		2,778,245.28
Due From Other Funds	0.00	0.00	0.00	0.00	0.00	0.00	0.00	0.00	0.00	0.00	0.00	0.00	0.00		0.00
Stores	0.00	0.00	0.00	0.00	0.00	0.00	0.00	0.00	0.00	0.00	0.00	0.00	0.00		0.00
Prepaid Expenditures	0.00	0.00	0.00	0.00	0.00	0.00	0.00	0.00	0.00	0.00	0.00	0.00	0.00		0.00
Other Current Assets	0.00	0.00	0.00	0.00	0.00	0.00	0.00	0.00	0.00	0.00	0.00	0.00	0.00		0.00
Subtotal Assets	(596,652.98)	2,111,935.00	326,166.93	936,796.33	0.00	0.00	0.00	0.00	0.00	0.00	0.00	0.00	0.00	0.00	2,778,245.28
Liabilities															
Accounts Payable (LCFF only)	0.00	0.00	0.00	0.00	0.00	0.00	0.00	0.00	0.00	0.00	0.00	0.00	0.00		0.00
Accounts Payable (excluding LCFF	1,089,976.84	251,393.98	(110,712.14)	(47,954.44)	14,912.00	185,901.00	13,395.00	14,879.00	(162,153.00)	56,854.00	16,268.00	14,195.00	0.00		1,336,955.24
Due to Other Funds	0.00	0.00	0.00	0.00	0.00	0.00	0.00	0.00	0.00	0.00	0.00	0.00	0.00		0.00
Current Loans	0.00	0.00	0.00	0.00	0.00	0.00	0.00	0.00	0.00	0.00	0.00	0.00	0.00		0.00
Unearned Revenue	0.00	0.00	0.00	0.00	0.00	0.00	0.00	0.00	0.00	0.00	0.00	0.00	0.00		0.00
Subtotal Liabilities	1,089,976.84	251,393.98	(110,712.14)	(47,954.44)	14,912.00	185,901.00	13,395.00	14,879.00	(162,153.00)	56,854.00	16,268.00	14,195.00	0.00	0.00	1,336,955.24
Suspense Clearing	0.00	0.00	0.00	0.00	0.00	0.00	0.00	0.00	0.00	0.00	0.00	0.00	0.00		0.00
Total Balance Sheet Transactions	(1,686,629.82)	1,860,541.02	436,879.07	984,750.77	(14,912.00)	(185,901.00)	(13,395.00)	(14,879.00)	162,153.00	(56,854.00)	(16,268.00)	(14,195.00)	0.00		1,441,290.04
E. NET INCREASE/DECREASE	(1,837,435.11)	391,049.05	765,280.22	(1,007,871.34)	(984,903.00)	2,741,452.00	(1,421,833.00)	(192,019.00)	560,825.00	(3,142,504.00)	(1,327,940.00)	4,283,865.00	0.00	0.00	(1,172,034.18)
F. ENDING CASH	8,862,667.33	9,253,716.38	10,018,996.60	9,011,125.26	8,026,222.26	10,767,674.26	9,345,841.26	9,153,822.26	9,714,647.26	6,572,143.26	5,244,203.26	9,528,068.26			

Description	ESTIMATED FUNDED ADA Original Budget (A)	ESTIMATED FUNDED ADA Board Approved Operating Budget (B)	ESTIMATED P-2 REPORT ADA Projected Year Totals (C)	ESTIMATED FUNDED ADA Projected Year Totals (D)	DIFFERENCE (Col. D - B) (E)	PERCENTAGE DIFFERENCE (Col. E / B) (F)
A. DISTRICT						
1. Total District Regular ADA Includes Opportunity Classes, Home & Hospital, Special Day Class, Continuation Education, Special Education NPS/LCI and Extended Year, and Community Day School (includes Necessary Small School ADA)	2,235.78	2,235.78	2,176.35	2,235.78	0.00	0%
2. Total Basic Aid Choice/Court Ordered Voluntary Pupil Transfer Regular ADA Includes Opportunity Classes, Home & Hospital, Special Day Class, Continuation Education, Special Education NPS/LCI and Extended Year, and Community Day School (ADA not included in Line A1 above)	0.00	0.00	0.00	0.00	0.00	0%
3. Total Basic Aid Open Enrollment Regular ADA Includes Opportunity Classes, Home & Hospital, Special Day Class, Continuation Education, Special Education NPS/LCI and Extended Year, and Community Day School (ADA not included in Line A1 above)	0.00	0.00	0.00	0.00	0.00	0%
4. Total, District Regular ADA (Sum of Lines A1 through A3)	2,235.78	2,235.78	2,176.35	2,235.78	0.00	0%
5. District Funded County Program ADA						
a. County Community Schools	0.00	0.00	0.00	0.00	0.00	0%
b. Special Education-Special Day Class	0.00	0.00	0.00	0.00	0.00	0%
c. Special Education-NPS/LCI	0.00	0.00	0.00	0.00	0.00	0%
d. Special Education Extended Year	0.00	0.00	0.00	0.00	0.00	0%
e. Other County Operated Programs: Opportunity Schools and Full Day Opportunity Classes, Specialized Secondary Schools	0.00	0.00	0.00	0.00	0.00	0%
f. County School Tuition Fund (Out of State Tuition) [EC 2000 and 46380]	0.00	0.00	0.00	0.00	0.00	0%
g. Total, District Funded County Program ADA (Sum of Lines A5a through A5f)	0.00	0.00	0.00	0.00	0.00	0%
6. TOTAL DISTRICT ADA (Sum of Line A4 and Line A5g)	2,235.78	2,235.78	2,176.35	2,235.78	0.00	0%
7. Adults in Correctional Facilities	0.00	0.00	0.00	0.00	0.00	0%
8. Charter School ADA (Enter Charter School ADA using Tab C. Charter School ADA)						

NOTICE OF CRITERIA AND STANDARDS REVIEW. This interim report was based upon and reviewed using the state-adopted Criteria and Standards. (Pursuant to Education Code (EC) sections 33129 and 42130)

Signed: _____ Date: _____
District Superintendent or Designee

NOTICE OF INTERIM REVIEW. All action shall be taken on this report during a regular or authorized special meeting of the governing board.

To the County Superintendent of Schools:
This interim report and certification of financial condition are hereby filed by the governing board of the school district. (Pursuant to EC Section 42131)

Meeting Date: December 14, 2021 Signed: _____
President of the Governing Board

CERTIFICATION OF FINANCIAL CONDITION

X POSITIVE CERTIFICATION
As President of the Governing Board of this school district, I certify that based upon current projections this district will meet its financial obligations for the current fiscal year and subsequent two fiscal years.

____ QUALIFIED CERTIFICATION
As President of the Governing Board of this school district, I certify that based upon current projections this district may not meet its financial obligations for the current fiscal year or two subsequent fiscal years.

____ NEGATIVE CERTIFICATION
As President of the Governing Board of this school district, I certify that based upon current projections this district will be unable to meet its financial obligations for the remainder of the current fiscal year or for the subsequent fiscal year.

Contact person for additional information on the interim report:

Name: Dena Whittington Telephone: 209-836-2766

Title: CBO E-mail: dwhittington@jsdtracy.com

Criteria and Standards Review Summary

The following summary is automatically completed based on data provided in the Criteria and Standards Review form (Form 01CSI). Criteria and standards that are "Not Met," and supplemental information and additional fiscal indicators that are "Yes," may indicate areas of potential concern, which could affect the interim report certification, and should be carefully reviewed.

CRITERIA AND STANDARDS			Met	Not Met
1	Average Daily Attendance	Funded ADA for any of the current or two subsequent fiscal years has not changed by more than two percent since budget adoption.		X

CRITERIA AND STANDARDS (continued)			Met	Not Met
2	Enrollment	Projected enrollment for any of the current or two subsequent fiscal years has not changed by more than two percent since budget adoption.		X
3	ADA to Enrollment	Projected second period (P-2) ADA to enrollment ratio for the current and two subsequent fiscal years is consistent with historical ratios.		X
4	Local Control Funding Formula (LCFF) Revenue	Projected LCFF revenue for any of the current or two subsequent fiscal years has not changed by more than two percent since budget adoption.	X	
5	Salaries and Benefits	Projected ratio of total unrestricted salaries and benefits to total unrestricted general fund expenditures has not changed by more than the standard for the current and two subsequent fiscal years.		X
6a	Other Revenues	Projected operating revenues (federal, other state, other local) for the current and two subsequent fiscal years have not changed by more than five percent since budget adoption.		X
6b	Other Expenditures	Projected operating expenditures (books and supplies, services and other expenditures) for the current and two subsequent fiscal years have not changed by more than five percent since budget adoption.		X
7	Ongoing and Major Maintenance Account	If applicable, changes occurring since budget adoption meet the required contribution to the ongoing and major maintenance account (i.e., restricted maintenance account).	X	
8	Deficit Spending	Unrestricted deficit spending, if any, has not exceeded the standard in any of the current or two subsequent fiscal years.		X
9a	Fund Balance	Projected general fund balance will be positive at the end of the current and two subsequent fiscal years.	X	
9b	Cash Balance	Projected general fund cash balance will be positive at the end of the current fiscal year.	X	
10	Reserves	Available reserves (e.g., reserve for economic uncertainties, unassigned/unappropriated amounts) meet minimum requirements for the current and two subsequent fiscal years.	X	

SUPPLEMENTAL INFORMATION			No	Yes
S1	Contingent Liabilities	Have any known or contingent liabilities (e.g., financial or program audits, litigation, state compliance reviews) occurred since budget adoption that may impact the budget?	X	
S2	Using One-time Revenues to Fund Ongoing Expenditures	Are there ongoing general fund expenditures funded with one-time revenues that have changed since budget adoption by more than five percent?	X	
S3	Temporary Interfund Borrowings	Are there projected temporary borrowings between funds?	X	
S4	Contingent Revenues	Are any projected revenues for any of the current or two subsequent fiscal years contingent on reauthorization by the local government, special legislation, or other definitive act (e.g., parcel taxes, forest reserves)?	X	
S5	Contributions	Have contributions from unrestricted to restricted resources, or transfers to or from the general fund to cover operating deficits, changed since budget adoption by more than $20,000 and more than 5% for any of the current or two subsequent fiscal years?		X

SUPPLEMENTAL INFORMATION (continued)			No	Yes
S6	Long-term Commitments	Does the district have long-term (multiyear) commitments or debt agreements?		X
		• If yes, have annual payments for the current or two subsequent fiscal years increased over prior year's (2020-21) annual payment?		X
		• If yes, will funding sources used to pay long-term commitments decrease or expire prior to the end of the commitment period, or are they one-time sources?	X	
S7a	Postemployment Benefits Other than Pensions	Does the district provide postemployment benefits other than pensions (OPEB)?		X
		• If yes, have there been changes since budget adoption in OPEB liabilities?	X	
S7b	Other Self-insurance Benefits	Does the district operate any self-insurance programs (e.g., workers' compensation)?	X	
		• If yes, have there been changes since budget adoption in self-insurance liabilities?	n/a	
S8	Status of Labor Agreements	As of first interim projections, are salary and benefit negotiations still unsettled for:		
		• Certificated? (Section S8A, Line 1b)	X	
		• Classified? (Section S8B, Line 1b)	X	
		• Management/supervisor/confidential? (Section S8C, Line 1b)	X	
S8	Labor Agreement Budget Revisions	For negotiations settled since budget adoption, per Government Code Section 3547.5(c), are budget revisions still needed to meet the costs of the collective bargaining agreement(s) for:		
		• Certificated? (Section S8A, Line 3)	n/a	
		• Classified? (Section S8B, Line 3)	n/a	
S9	Status of Other Funds	Are any funds other than the general fund projected to have a negative fund balance at the end of the current fiscal year?	X	

ADDITIONAL FISCAL INDICATORS			No	Yes
A1	Negative Cash Flow	Do cash flow projections show that the district will end the current fiscal year with a negative cash balance in the general fund?	X	
A2	Independent Position Control	Is personnel position control independent from the payroll system?		X
A3	Declining Enrollment	Is enrollment decreasing in both the prior and current fiscal years?	X	
A4	New Charter Schools Impacting District Enrollment	Are any new charter schools operating in district boundaries that are impacting the district's enrollment, either in the prior or current fiscal year?	X	
A5	Salary Increases Exceed COLA	Has the district entered into a bargaining agreement where any of the current or subsequent fiscal years of the agreement would result in salary increases that are expected to exceed the projected state funded cost-of-living adjustment?	X	
A6	Uncapped Health Benefits	Does the district provide uncapped (100% employer paid) health benefits for current or retired employees?	X	
A7	Independent Financial System	Is the district's financial system independent from the county office system?	X	
A8	Fiscal Distress Reports	Does the district have any reports that indicate fiscal distress? If yes, provide copies to the COE, pursuant to EC 42127.6(a).	X	
A9	Change of CBO or Superintendent	Have there been personnel changes in the superintendent or chief business official (CBO) positions within the last 12 months?	X	

Description	Resource Codes	Object Codes	Original Budget (A)	Board Approved Operating Budget (B)	Actuals To Date (C)	Projected Year Totals (D)	Difference (Col B & D) (E)	% Diff (E/B) (F)
A. REVENUES								
1) LCFF Sources		8010-8099	20,534,869.00	20,468,946.00	4,068,112.00	20,468,946.00	0.00	0.0%
2) Federal Revenue		8100-8299	10,504.00	10,504.00	5,338.21	10,504.00	0.00	0.0%
3) Other State Revenue		8300-8599	407,639.00	407,639.00	(7,936.86)	407,639.00	0.00	0.0%
4) Other Local Revenue		8600-8799	305,594.00	279,531.00	51,466.44	279,531.00	0.00	0.0%
5) TOTAL, REVENUES			21,258,606.00	21,166,620.00	4,116,979.79	21,166,620.00		
B. EXPENDITURES								
1) Certificated Salaries		1000-1999	9,405,612.00	9,108,341.00	2,606,039.47	9,108,341.00	0.00	0.0%
2) Classified Salaries		2000-2999	2,132,439.00	2,211,528.00	695,869.77	2,211,528.00	0.00	0.0%
3) Employee Benefits		3000-3999	3,927,406.00	3,883,396.00	1,152,207.64	3,883,396.00	0.00	0.0%
4) Books and Supplies		4000-4999	1,148,972.00	1,076,876.00	384,433.54	1,071,187.00	5,689.00	0.5%
5) Services and Other Operating Expenditures		5000-5999	2,171,311.00	2,495,910.00	884,859.43	2,502,599.00	(6,689.00)	-0.3%
6) Capital Outlay		6000-6999	0.00	25,000.00	0.00	25,000.00	0.00	0.0%
7) Other Outgo (excluding Transfers of Indirect Costs)		7100-7299 7400-7499	270,916.00	258,346.00	76,008.00	258,346.00	0.00	0.0%
8) Other Outgo - Transfers of Indirect Costs		7300-7399	(67,918.00)	(67,918.00)	0.00	(67,918.00)	0.00	0.0%
9) TOTAL, EXPENDITURES			18,988,738.00	18,991,479.00	5,799,417.85	18,992,479.00		
C. EXCESS (DEFICIENCY) OF REVENUES OVER EXPENDITURES BEFORE OTHER FINANCING SOURCES AND USES (A5 - B9)			2,269,868.00	2,175,141.00	(1,682,438.06)	2,174,141.00		
D. OTHER FINANCING SOURCES/USES								
1) Interfund Transfers								
a) Transfers In		8900-8929	0.00	0.00	0.00	0.00	0.00	0.0%
b) Transfers Out		7600-7629	0.00	0.00	0.00	0.00	0.00	0.0%
2) Other Sources/Uses								
a) Sources		8930-8979	0.00	0.00	0.00	0.00	0.00	0.0%
b) Uses		7630-7699	0.00	0.00	0.00	0.00	0.00	0.0%
3) Contributions		8980-8999	(2,926,692.00)	(3,085,905.00)	0.00	(3,085,905.00)	0.00	0.0%
4) TOTAL, OTHER FINANCING SOURCES/USES			(2,926,692.00)	(3,085,905.00)	0.00	(3,085,905.00)		

Description	Resource Codes	Object Codes	Original Budget (A)	Board Approved Operating Budget (B)	Actuals To Date (C)	Projected Year Totals (D)	Difference (Col B & D) (E)	% Diff (E/B) (F)
E. NET INCREASE (DECREASE) IN FUND BALANCE (C + D4)			(656,824.00)	(910,764.00)	(1,682,438.06)	(911,764.00)		
F. FUND BALANCE, RESERVES								
1) Beginning Fund Balance								
a) As of July 1 - Unaudited		9791	7,635,331.00	8,748,151.00		8,748,151.00	0.00	0.0%
b) Audit Adjustments		9793	0.00	0.00		0.00	0.00	0.0%
c) As of July 1 - Audited (F1a + F1b)			7,635,331.00	8,748,151.00		8,748,151.00		
d) Other Restatements		9795	0.00	0.00		0.00	0.00	0.0%
e) Adjusted Beginning Balance (F1c + F1d)			7,635,331.00	8,748,151.00		8,748,151.00		
2) Ending Balance, June 30 (E + F1e)			6,978,507.00	7,837,387.00		7,836,387.00		
Components of Ending Fund Balance								
a) Nonspendable								
Revolving Cash		9711	0.00	0.00		0.00		
Stores		9712	0.00	0.00		0.00		
Prepaid Items		9713	0.00	0.00		0.00		
All Others		9719	0.00	0.00		0.00		
b) Restricted		9740	0.00	0.00		0.00		
c) Committed								
Stabilization Arrangements		9750	0.00	0.00		0.00		
Other Commitments		9760	0.00	0.00		0.00		
d) Assigned								
Other Assignments		9780	1,814,020.00	2,464,759.00		2,460,381.00		
Unrestricted Instructional Materials	0000	9780	*703,325.00*					
Board Reserve	0000	9780	*500,000.00*					
MAA	0000	9780	*136,979.00*					
Unrestricted Lottery	1100	9780	*473,716.00*					
Board Reserves	0000	9780		*500,000.00*				
Unrestricted Instructional Materials	0000	9780		*703,325.00*				
MAA	0000	9780		*141,357.00*				
Unrestricted Lottery	1100	9780		*1,120,077.00*				
Board Reserve	0000	9780				*500,000.00*		
MAA	0000	9780				*136,979.00*		
Unrestricted Instructional Materials	0000	9780				*703,325.00*		
Unrestricted Lottery	1100	9780				*1,120,077.00*		
e) Unassigned/Unappropriated								
Reserve for Economic Uncertainties		9789	0.00	0.00		0.00		
Unassigned/Unappropriated Amount		9790	5,164,487.00	5,372,628.00		5,376,006.00		

Description	Resource Codes	Object Codes	Original Budget (A)	Board Approved Operating Budget (B)	Actuals To Date (C)	Projected Year Totals (D)	Difference (Col B & D) (E)	% Diff (E/B) (F)
LCFF SOURCES								
Principal Apportionment								
State Aid - Current Year		8011	10,742,965.00	9,101,721.00	2,675,475.02	9,101,721.00	0.00	0.0%
Education Protection Account State Aid - Current Year		8012	4,282,880.00	5,301,766.00	1,325,442.00	5,301,766.00	0.00	0.0%
State Aid - Prior Years		8019	0.00	0.00	0.00	0.00	0.00	0.0%
Tax Relief Subventions								
Homeowners' Exemptions		8021	28,790.00	34,941.00	0.00	34,941.00	0.00	0.0%
Timber Yield Tax		8022	0.00	0.00	0.00	0.00	0.00	0.0%
Other Subventions/In-Lieu Taxes		8029	33,870.00	0.00	0.00	0.00	0.00	0.0%
County & District Taxes								
Secured Roll Taxes		8041	4,390,075.00	5,052,914.00	21,168.54	5,052,914.00	0.00	0.0%
Unsecured Roll Taxes		8042	233,912.00	260,209.00	1,983.25	260,209.00	0.00	0.0%
Prior Years' Taxes		8043	2,411.00	165.00	3,433.22	165.00	0.00	0.0%
Supplemental Taxes		8044	105,858.00	109,033.00	40,609.97	109,033.00	0.00	0.0%
Education Revenue Augmentation Fund (ERAF)		8045	792,441.00	688,156.00	0.00	688,156.00	0.00	0.0%
Community Redevelopment Funds (SB 617/699/1992)		8047	16,667.00	15,041.00	0.00	15,041.00	0.00	0.0%
Penalties and Interest from Delinquent Taxes		8048	0.00	0.00	0.00	0.00	0.00	0.0%
Miscellaneous Funds (EC 41604)								
Royalties and Bonuses		8081	0.00	0.00	0.00	0.00	0.00	0.0%
Other In-Lieu Taxes		8082	0.00	0.00	0.00	0.00	0.00	0.0%
Less: Non-LCFF (50%) Adjustment		8089	0.00	0.00	0.00	0.00	0.00	0.0%
Subtotal, LCFF Sources			20,629,869.00	20,563,946.00	4,068,112.00	20,563,946.00	0.00	0.0%
LCFF Transfers								
Unrestricted LCFF Transfers - Current Year	0000	8091	(95,000.00)	(95,000.00)	0.00	(95,000.00)	0.00	0.0%
All Other LCFF Transfers - Current Year	All Other	8091	0.00	0.00	0.00	0.00	0.00	0.0%
Transfers to Charter Schools in Lieu of Property Taxes		8096	0.00	0.00	0.00	0.00	0.00	0.0%
Property Taxes Transfers		8097	0.00	0.00	0.00	0.00	0.00	0.0%
LCFF/Revenue Limit Transfers - Prior Years		8099	0.00	0.00	0.00	0.00	0.00	0.0%
TOTAL, LCFF SOURCES			20,534,869.00	20,468,946.00	4,068,112.00	20,468,946.00	0.00	0.0%
FEDERAL REVENUE								
Maintenance and Operations		8110	0.00	0.00	0.00	0.00	0.00	0.0%
Special Education Entitlement		8181	0.00	0.00	0.00	0.00		
Special Education Discretionary Grants		8182	0.00	0.00	0.00	0.00		
Child Nutrition Programs		8220	0.00	0.00	0.00	0.00		
Donated Food Commodities		8221	0.00	0.00	0.00	0.00		
Forest Reserve Funds		8260	0.00	0.00	0.00	0.00	0.00	0.0%
Flood Control Funds		8270	0.00	0.00	0.00	0.00	0.00	0.0%
Wildlife Reserve Funds		8280	0.00	0.00	0.00	0.00	0.00	0.0%
FEMA		8281	0.00	0.00	0.00	0.00	0.00	0.0%
Interagency Contracts Between LEAs		8285	10,504.00	10,504.00	5,338.21	10,504.00	0.00	0.0%
Pass-Through Revenues from Federal Sources		8287	0.00	0.00	0.00	0.00		
Title I, Part A, Basic	3010	8290						
Title I, Part D, Local Delinquent Programs	3025	8290						
Title II, Part A, Supporting Effective Instruction	4035	8290						

Description	Resource Codes	Object Codes	Original Budget (A)	Board Approved Operating Budget (B)	Actuals To Date (C)	Projected Year Totals (D)	Difference (Col B & D) (E)	% Diff (E/B) (F)
Title III, Part A, Immigrant Student Program	4201	8290						
Title III, Part A, English Learner Program	4203	8290						
Public Charter Schools Grant Program (PCSGP)	4610	8290						
Other NCLB / Every Student Succeeds Act	3040, 3045, 3060, 3061, 3110, 3150, 3155, 3180, 3182, 4037, 4123, 4124, 4126, 4127, 4128, 5630	8290						
Career and Technical Education	3500-3599	8290						
All Other Federal Revenue	All Other	8290	0.00	0.00	0.00	0.00	0.00	0.0%
TOTAL, FEDERAL REVENUE			10,504.00	10,504.00	5,338.21	10,504.00	0.00	0.0%
OTHER STATE REVENUE								
Other State Apportionments								
ROC/P Entitlement Prior Years	6360	8319						
Special Education Master Plan Current Year	6500	8311						
Prior Years	6500	8319						
All Other State Apportionments - Current Year	All Other	8311	0.00	0.00	0.00	0.00	0.00	0.0%
All Other State Apportionments - Prior Years	All Other	8319	0.00	0.00	0.00	0.00	0.00	0.0%
Child Nutrition Programs		8520	0.00	0.00	0.00	0.00		
Mandated Costs Reimbursements		8550	71,039.00	71,039.00	0.00	71,039.00	0.00	0.0%
Lottery - Unrestricted and Instructional Materials		8560	336,600.00	336,600.00	(7,936.86)	336,600.00	0.00	0.0%
Tax Relief Subventions Restricted Levies - Other								
Homeowners' Exemptions		8575	0.00	0.00	0.00	0.00		
Other Subventions/In-Lieu Taxes		8576	0.00	0.00	0.00	0.00		
Pass-Through Revenues from State Sources		8587	0.00	0.00	0.00	0.00	0.00	0.0%
After School Education and Safety (ASES)	6010	8590						
Charter School Facility Grant	6030	8590						
Career Technical Education Incentive Grant Program	6387	8590						
Drug/Alcohol/Tobacco Funds	6650, 6690, 6695	8590						
California Clean Energy Jobs Act	6230	8590						
Specialized Secondary	7370	8590						
American Indian Early Childhood Education	7210	8590						
All Other State Revenue	All Other	8590	0.00	0.00	0.00	0.00	0.00	0.0%
TOTAL, OTHER STATE REVENUE			407,639.00	407,639.00	(7,936.86)	407,639.00	0.00	0.0%

Description	Resource Codes	Object Codes	Original Budget (A)	Board Approved Operating Budget (B)	Actuals To Date (C)	Projected Year Totals (D)	Difference (Col B & D) (E)	% Diff (E/B) (F)
OTHER LOCAL REVENUE								
Other Local Revenue								
County and District Taxes								
Other Restricted Levies								
Secured Roll		8615	0.00	0.00	0.00	0.00		
Unsecured Roll		8616	0.00	0.00	0.00	0.00		
Prior Years' Taxes		8617	0.00	0.00	0.00	0.00		
Supplemental Taxes		8618	0.00	0.00	0.00	0.00		
Non-Ad Valorem Taxes								
Parcel Taxes		8621	0.00	0.00	0.00	0.00	0.00	0.0%
Other		8622	0.00	0.00	0.00	0.00	0.00	0.0%
Community Redevelopment Funds Not Subject to LCFF Deduction		8625	0.00	0.00	0.00	0.00		
Penalties and Interest from Delinquent Non-LCFF Taxes		8629	0.00	0.00	0.00	0.00		
Sales								
Sale of Equipment/Supplies		8631	0.00	0.00	0.00	0.00	0.00	0.0%
Sale of Publications		8632	0.00	0.00	0.00	0.00	0.00	0.0%
Food Service Sales		8634	0.00	0.00	0.00	0.00	0.00	0.0%
All Other Sales		8639	0.00	0.00	0.00	0.00	0.00	0.0%
Leases and Rentals		8650	32,000.00	32,000.00	0.00	32,000.00	0.00	0.0%
Interest		8660	185,000.00	185,000.00	12,591.54	185,000.00	0.00	0.0%
Net Increase (Decrease) in the Fair Value of Investments		8662	0.00	0.00	0.00	0.00	0.00	0.0%
Fees and Contracts								
Adult Education Fees		8671	0.00	0.00	0.00	0.00	0.00	0.0%
Non-Resident Students		8672	0.00	0.00	0.00	0.00	0.00	0.0%
Transportation Fees From Individuals		8675	26,063.00	0.00	0.00	0.00	0.00	0.0%
Interagency Services		8677	0.00	0.00	0.00	0.00	0.00	0.0%
Mitigation/Developer Fees		8681	0.00	0.00	0.00	0.00	0.00	0.0%
All Other Fees and Contracts		8689	0.00	0.00	0.00	0.00	0.00	0.0%
Other Local Revenue								
Plus: Misc Funds Non-LCFF (50%) Adjustment		8691	0.00	0.00	0.00	0.00	0.00	0.0%
Pass-Through Revenues From Local Sources		8697	0.00	0.00	0.00	0.00	0.00	0.0%
All Other Local Revenue		8699	62,531.00	62,531.00	38,874.90	62,531.00	0.00	0.0%
Tuition		8710	0.00	0.00	0.00	0.00	0.00	0.0%
All Other Transfers In		8781-8783	0.00	0.00	0.00	0.00	0.00	0.0%
Transfers Of Apportionments								
Special Education SELPA Transfers								
From Districts or Charter Schools	6500	8791						
From County Offices	6500	8792						
From JPAs	6500	8793						
ROC/P Transfers								
From Districts or Charter Schools	6360	8791						
From County Offices	6360	8792						
From JPAs	6360	8793						
Other Transfers of Apportionments								
From Districts or Charter Schools	All Other	8791	0.00	0.00	0.00	0.00	0.00	0.0%
From County Offices	All Other	8792	0.00	0.00	0.00	0.00	0.00	0.0%
From JPAs	All Other	8793	0.00	0.00	0.00	0.00	0.00	0.0%
All Other Transfers In from All Others		8799	0.00	0.00	0.00	0.00	0.00	0.0%
TOTAL, OTHER LOCAL REVENUE			305,594.00	279,531.00	51,466.44	279,531.00	0.00	0.0%
TOTAL, REVENUES			21,258,606.00	21,166,620.00	4,116,979.79	21,166,620.00	0.00	0.0%

Description	Resource Codes	Object Codes	Original Budget (A)	Board Approved Operating Budget (B)	Actuals To Date (C)	Projected Year Totals (D)	Difference (Col B & D) (E)	% Diff (E/B) (F)
Certificated Teachers' Salaries		1100	8,176,592.00	7,851,010.00	2,182,080.07	7,851,010.00	0.00	0.0%
Certificated Pupil Support Salaries		1200	137,896.00	74,367.00	40,554.10	74,367.00	0.00	0.0%
Certificated Supervisors' and Administrators' Salaries		1300	991,121.00	1,076,233.00	348,202.30	1,076,233.00	0.00	0.0%
Other Certificated Salaries		1900	100,003.00	106,731.00	35,203.00	106,731.00	0.00	0.0%
TOTAL, CERTIFICATED SALARIES			9,405,612.00	9,108,341.00	2,606,039.47	9,108,341.00	0.00	0.0%
CLASSIFIED SALARIES								
Classified Instructional Salaries		2100	480,852.00	425,032.00	116,136.61	425,032.00	0.00	0.0%
Classified Support Salaries		2200	651,374.00	727,183.00	248,643.34	727,183.00	0.00	0.0%
Classified Supervisors' and Administrators' Salaries		2300	138,392.00	157,333.00	51,346.84	157,333.00	0.00	0.0%
Clerical, Technical and Office Salaries		2400	861,821.00	898,860.00	276,622.98	898,860.00	0.00	0.0%
Other Classified Salaries		2900	0.00	3,120.00	3,120.00	3,120.00	0.00	0.0%
TOTAL, CLASSIFIED SALARIES			2,132,439.00	2,211,528.00	695,869.77	2,211,528.00	0.00	0.0%
EMPLOYEE BENEFITS								
STRS		3101-3102	1,458,851.00	1,485,604.00	437,308.26	1,485,604.00	0.00	0.0%
PERS		3201-3202	463,356.00	485,290.00	150,015.39	485,290.00	0.00	0.0%
OASDI/Medicare/Alternative		3301-3302	279,093.00	270,986.00	83,739.72	270,986.00	0.00	0.0%
Health and Welfare Benefits		3401-3402	1,377,569.00	1,386,498.00	404,556.07	1,386,498.00	0.00	0.0%
Unemployment Insurance		3501-3502	137,723.00	55,034.00	16,494.05	55,034.00	0.00	0.0%
Workers' Compensation		3601-3602	200,707.00	188,523.00	56,503.59	188,523.00	0.00	0.0%
OPEB, Allocated		3701-3702	0.00	0.00	0.00	0.00	0.00	0.0%
OPEB, Active Employees		3751-3752	0.00	0.00	0.00	0.00	0.00	0.0%
Other Employee Benefits		3901-3902	10,107.00	11,461.00	3,590.56	11,461.00	0.00	0.0%
TOTAL, EMPLOYEE BENEFITS			3,927,406.00	3,883,396.00	1,152,207.64	3,883,396.00	0.00	0.0%
BOOKS AND SUPPLIES								
Approved Textbooks and Core Curricula Materials		4100	80,000.00	80,000.00	52,187.61	80,000.00	0.00	0.0%
Books and Other Reference Materials		4200	30.00	30.00	1,602.10	30.00	0.00	0.0%
Materials and Supplies		4300	875,755.00	885,968.00	287,879.30	880,279.00	5,689.00	0.6%
Noncapitalized Equipment		4400	193,187.00	110,878.00	42,764.53	110,878.00	0.00	0.0%
Food		4700	0.00	0.00	0.00	0.00	0.00	0.0%
TOTAL, BOOKS AND SUPPLIES			1,148,972.00	1,076,876.00	384,433.54	1,071,187.00	5,689.00	0.5%
SERVICES AND OTHER OPERATING EXPENDITURES								
Subagreements for Services		5100	0.00	0.00	0.00	0.00	0.00	0.0%
Travel and Conferences		5200	42,313.00	192,563.00	60,296.86	193,563.00	(1,000.00)	-0.5%
Dues and Memberships		5300	16,719.00	30,569.00	16,099.81	30,569.00	0.00	0.0%
Insurance		5400-5450	190,800.00	190,800.00	186,237.60	190,800.00	0.00	0.0%
Operations and Housekeeping Services		5500	798,872.00	664,937.00	254,696.54	664,937.00	0.00	0.0%
Rentals, Leases, Repairs, and Noncapitalized Improvements		5600	189,227.00	353,617.00	113,605.75	353,617.00	0.00	0.0%
Transfers of Direct Costs		5710	0.00	0.00	0.00	0.00	0.00	0.0%
Transfers of Direct Costs - Interfund		5750	0.00	0.00	0.00	0.00	0.00	0.0%
Professional/Consulting Services and Operating Expenditures		5800	695,742.00	765,786.00	208,217.91	771,475.00	(5,689.00)	-0.7%
Communications		5900	237,638.00	297,638.00	45,704.96	297,638.00	0.00	0.0%
TOTAL, SERVICES AND OTHER OPERATING EXPENDITURES			2,171,311.00	2,495,910.00	884,859.43	2,502,599.00	(6,689.00)	-0.3%

Description	Resource Codes	Object Codes	Original Budget (A)	Board Approved Operating Budget (B)	Actuals To Date (C)	Projected Year Totals (D)	Difference (Col B & D) (E)	% Diff (E/B) (F)
CAPITAL OUTLAY								
Land		6100	0.00	0.00	0.00	0.00	0.00	0.0%
Land Improvements		6170	0.00	0.00	0.00	0.00	0.00	0.0%
Buildings and Improvements of Buildings		6200	0.00	0.00	0.00	0.00	0.00	0.0%
Books and Media for New School Libraries or Major Expansion of School Libraries		6300	0.00	0.00	0.00	0.00	0.00	0.0%
Equipment		6400	0.00	25,000.00	0.00	25,000.00	0.00	0.0%
Equipment Replacement		6500	0.00	0.00	0.00	0.00	0.00	0.0%
Lease Assets		6600	0.00	0.00	0.00	0.00	0.00	0.0%
TOTAL, CAPITAL OUTLAY			0.00	25,000.00	0.00	25,000.00	0.00	0.0%
OTHER OUTGO (excluding Transfers of Indirect Costs)								
Tuition								
Tuition for Instruction Under Interdistrict Attendance Agreements		7110	0.00	0.00	0.00	0.00	0.00	0.0%
State Special Schools		7130	0.00	0.00	0.00	0.00	0.00	0.0%
Tuition, Excess Costs, and/or Deficit Payments								
Payments to Districts or Charter Schools		7141	0.00	0.00	0.00	0.00	0.00	0.0%
Payments to County Offices		7142	270,916.00	258,346.00	76,008.00	258,346.00	0.00	0.0%
Payments to JPAs		7143	0.00	0.00	0.00	0.00	0.00	0.0%
Transfers of Pass-Through Revenues								
To Districts or Charter Schools		7211	0.00	0.00	0.00	0.00	0.00	0.0%
To County Offices		7212	0.00	0.00	0.00	0.00	0.00	0.0%
To JPAs		7213	0.00	0.00	0.00	0.00	0.00	0.0%
Special Education SELPA Transfers of Apportionments								
To Districts or Charter Schools	6500	7221						
To County Offices	6500	7222						
To JPAs	6500	7223						
ROC/P Transfers of Apportionments								
To Districts or Charter Schools	6360	7221						
To County Offices	6360	7222						
To JPAs	6360	7223						
Other Transfers of Apportionments	All Other	7221-7223	0.00	0.00	0.00	0.00	0.00	0.0%
All Other Transfers		7281-7283	0.00	0.00	0.00	0.00	0.00	0.0%
All Other Transfers Out to All Others		7299	0.00	0.00	0.00	0.00	0.00	0.0%
Debt Service								
Debt Service - Interest		7438	0.00	0.00	0.00	0.00	0.00	0.0%
Other Debt Service - Principal		7439	0.00	0.00	0.00	0.00	0.00	0.0%
TOTAL, OTHER OUTGO (excluding Transfers of Indirect Costs)			270,916.00	258,346.00	76,008.00	258,346.00	0.00	0.0%
OTHER OUTGO - TRANSFERS OF INDIRECT COSTS								
Transfers of Indirect Costs		7310	(32,918.00)	(32,918.00)	0.00	(32,918.00)	0.00	0.0%
Transfers of Indirect Costs - Interfund		7350	(35,000.00)	(35,000.00)	0.00	(35,000.00)	0.00	0.0%
TOTAL, OTHER OUTGO - TRANSFERS OF INDIRECT COSTS			(67,918.00)	(67,918.00)	0.00	(67,918.00)	0.00	0.0%
TOTAL, EXPENDITURES			18,988,738.00	18,991,479.00	5,799,417.85	18,992,479.00	(1,000.00)	0.0%

Description	Resource Codes	Object Codes	Original Budget (A)	Board Approved Operating Budget (B)	Actuals To Date (C)	Projected Year Totals (D)	Difference (Col B & D) (E)	% Diff (E/B) (F)
INTERFUND TRANSFERS								
INTERFUND TRANSFERS IN								
From: Special Reserve Fund		8912	0.00	0.00	0.00	0.00	0.00	0.0%
From: Bond Interest and Redemption Fund		8914	0.00	0.00	0.00	0.00	0.00	0.0%
Other Authorized Interfund Transfers In		8919	0.00	0.00	0.00	0.00	0.00	0.0%
(a) TOTAL, INTERFUND TRANSFERS IN			0.00	0.00	0.00	0.00	0.00	0.0%
INTERFUND TRANSFERS OUT								
To: Child Development Fund		7611	0.00	0.00	0.00	0.00	0.00	0.0%
To: Special Reserve Fund		7612	0.00	0.00	0.00	0.00	0.00	0.0%
To: State School Building Fund/ County School Facilities Fund		7613	0.00	0.00	0.00	0.00	0.00	0.0%
To: Cafeteria Fund		7616	0.00	0.00	0.00	0.00	0.00	0.0%
Other Authorized Interfund Transfers Out		7619	0.00	0.00	0.00	0.00	0.00	0.0%
(b) TOTAL, INTERFUND TRANSFERS OUT			0.00	0.00	0.00	0.00	0.00	0.0%
OTHER SOURCES/USES								
SOURCES								
State Apportionments								
Emergency Apportionments		8931	0.00	0.00	0.00	0.00	0.00	0.0%
Proceeds								
Proceeds from Disposal of Capital Assets		8953	0.00	0.00	0.00	0.00	0.00	0.0%
Other Sources								
Transfers from Funds of Lapsed/Reorganized LEAs		8965	0.00	0.00	0.00	0.00	0.00	0.0%
Long-Term Debt Proceeds								
Proceeds from Certificates of Participation		8971	0.00	0.00	0.00	0.00	0.00	0.0%
Proceeds from Leases		8972	0.00	0.00	0.00	0.00	0.00	0.0%
Proceeds from Lease Revenue Bonds		8973	0.00	0.00	0.00	0.00	0.00	0.0%
All Other Financing Sources		8979	0.00	0.00	0.00	0.00	0.00	0.0%
(c) TOTAL, SOURCES			0.00	0.00	0.00	0.00	0.00	0.0%
USES								
Transfers of Funds from Lapsed/Reorganized LEAs		7651	0.00	0.00	0.00	0.00	0.00	0.0%
All Other Financing Uses		7699	0.00	0.00	0.00	0.00	0.00	0.0%
(d) TOTAL, USES			0.00	0.00	0.00	0.00	0.00	0.0%
CONTRIBUTIONS								
Contributions from Unrestricted Revenues		8980	(2,926,692.00)	(3,085,905.00)	0.00	(3,085,905.00)	0.00	0.0%
Contributions from Restricted Revenues		8990	0.00	0.00	0.00	0.00	0.00	0.0%
(e) TOTAL, CONTRIBUTIONS			(2,926,692.00)	(3,085,905.00)	0.00	(3,085,905.00)	0.00	0.0%
TOTAL, OTHER FINANCING SOURCES/USES (a - b + c - d + e)			(2,926,692.00)	(3,085,905.00)	0.00	(3,085,905.00)	0.00	0.0%

Description	Resource Codes	Object Codes	Original Budget (A)	Board Approved Operating Budget (B)	Actuals To Date (C)	Projected Year Totals (D)	Difference (Col B & D) (E)	% Diff (E/B) (F)
A. REVENUES								
1) LCFF Sources		8010-8099	0.00	0.00	0.00	0.00	0.00	0.0%
2) Federal Revenue		8100-8299	712,696.00	840,694.00	(203,811.10)	845,184.00	4,490.00	0.5%
3) Other State Revenue		8300-8599	1,124,879.00	1,794,021.00	140,327.51	1,794,021.00	0.00	0.0%
4) Other Local Revenue		8600-8799	302,675.00	304,231.00	(50,067.00)	383,901.00	79,670.00	26.2%
5) TOTAL, REVENUES			2,140,250.00	2,938,946.00	(113,550.59)	3,023,106.00		
B. EXPENDITURES								
1) Certificated Salaries		1000-1999	1,293,512.00	2,338,612.00	431,832.39	2,345,597.00	(6,985.00)	-0.3%
2) Classified Salaries		2000-2999	547,719.00	903,107.00	171,190.43	973,107.00	(70,000.00)	-7.8%
3) Employee Benefits		3000-3999	1,544,557.00	1,569,197.00	211,396.36	1,569,197.00	0.00	0.0%
4) Books and Supplies		4000-4999	216,117.00	479,848.00	362,502.03	480,356.00	(508.00)	-0.1%
5) Services and Other Operating Expenditures		5000-5999	390,746.00	1,515,519.00	301,582.06	1,542,187.00	(26,668.00)	-1.8%
6) Capital Outlay		6000-6999	617,280.00	605,844.00	10,026.30	605,844.00	0.00	0.0%
7) Other Outgo (excluding Transfers of Indirect Costs)		7100-7299 7400-7499	287,894.00	377,367.00	0.00	377,367.00	0.00	0.0%
8) Other Outgo - Transfers of Indirect Costs		7300-7399	32,918.00	32,918.00	0.00	32,918.00	0.00	0.0%
9) TOTAL, EXPENDITURES			4,930,743.00	7,822,412.00	1,488,529.57	7,926,573.00		
C. EXCESS (DEFICIENCY) OF REVENUES OVER EXPENDITURES BEFORE OTHER FINANCING SOURCES AND USES (A5 - B9)			(2,790,493.00)	(4,883,466.00)	(1,602,080.16)	(4,903,467.00)		
D. OTHER FINANCING SOURCES/USES								
1) Interfund Transfers								
a) Transfers In		8900-8929	0.00	0.00	0.00	0.00	0.00	0.0%
b) Transfers Out		7600-7629	0.00	0.00	0.00	0.00	0.00	0.0%
2) Other Sources/Uses								
a) Sources		8930-8979	0.00	0.00	0.00	0.00	0.00	0.0%
b) Uses		7630-7699	0.00	0.00	0.00	0.00	0.00	0.0%
3) Contributions		8980-8999	2,926,692.00	3,085,905.00	0.00	3,085,905.00	0.00	0.0%
4) TOTAL, OTHER FINANCING SOURCES/USES			2,926,692.00	3,085,905.00	0.00	3,085,905.00		

Description	Resource Codes	Object Codes	Original Budget (A)	Board Approved Operating Budget (B)	Actuals To Date (C)	Projected Year Totals (D)	Difference (Col B & D) (E)	% Diff (E/B) (F)
E. NET INCREASE (DECREASE) IN FUND BALANCE (C + D4)			136,199.00	(1,797,561.00)	(1,602,080.16)	(1,817,562.00)		
F. FUND BALANCE, RESERVES								
1) Beginning Fund Balance								
a) As of July 1 - Unaudited		9791	684,828.00	3,178,508.00		3,178,508.00	0.00	0.0%
b) Audit Adjustments		9793	0.00	0.00		0.00	0.00	0.0%
c) As of July 1 - Audited (F1a + F1b)			684,828.00	3,178,508.00		3,178,508.00		
d) Other Restatements		9795	0.00	0.00		0.00	0.00	0.0%
e) Adjusted Beginning Balance (F1c + F1d)			684,828.00	3,178,508.00		3,178,508.00		
2) Ending Balance, June 30 (E + F1e)			821,027.00	1,380,947.00		1,360,946.00		
Components of Ending Fund Balance								
a) Nonspendable								
Revolving Cash		9711	0.00	0.00		0.00		
Stores		9712	0.00	0.00		0.00		
Prepaid Items		9713	0.00	0.00		0.00		
All Others		9719	0.00	0.00		0.00		
b) Restricted		9740	821,027.00	1,380,947.00		1,360,946.00		
c) Committed								
Stabilization Arrangements		9750	0.00	0.00		0.00		
Other Commitments		9760	0.00	0.00		0.00		
d) Assigned								
Other Assignments		9780	0.00	0.00		0.00		
e) Unassigned/Unappropriated								
Reserve for Economic Uncertainties		9789	0.00	0.00		0.00		
Unassigned/Unappropriated Amount		9790	0.00	0.00		0.00		

Description	Resource Codes	Object Codes	Original Budget (A)	Board Approved Operating Budget (B)	Actuals To Date (C)	Projected Year Totals (D)	Difference (Col B & D) (E)	% Diff (E/B) (F)
LCFF SOURCES								
Principal Apportionment State Aid - Current Year		8011	0.00	0.00	0.00	0.00		
Education Protection Account State Aid - Current Year		8012	0.00	0.00	0.00	0.00		
State Aid - Prior Years		8019	0.00	0.00	0.00	0.00		
Tax Relief Subventions Homeowners' Exemptions		8021	0.00	0.00	0.00	0.00		
Timber Yield Tax		8022	0.00	0.00	0.00	0.00		
Other Subventions/In-Lieu Taxes		8029	0.00	0.00	0.00	0.00		
County & District Taxes Secured Roll Taxes		8041	0.00	0.00	0.00	0.00		
Unsecured Roll Taxes		8042	0.00	0.00	0.00	0.00		
Prior Years' Taxes		8043	0.00	0.00	0.00	0.00		
Supplemental Taxes		8044	0.00	0.00	0.00	0.00		
Education Revenue Augmentation Fund (ERAF)		8045	0.00	0.00	0.00	0.00		
Community Redevelopment Funds (SB 617/699/1992)		8047	0.00	0.00	0.00	0.00		
Penalties and Interest from Delinquent Taxes		8048	0.00	0.00	0.00	0.00		
Miscellaneous Funds (EC 41604) Royalties and Bonuses		8081	0.00	0.00	0.00	0.00		
Other In-Lieu Taxes		8082	0.00	0.00	0.00	0.00		
Less: Non-LCFF (50%) Adjustment		8089	0.00	0.00	0.00	0.00		
Subtotal, LCFF Sources			0.00	0.00	0.00	0.00		
LCFF Transfers								
Unrestricted LCFF Transfers - Current Year	0000	8091						
All Other LCFF Transfers - Current Year	All Other	8091	0.00	0.00	0.00	0.00	0.00	0.0%
Transfers to Charter Schools in Lieu of Property Taxes		8096	0.00	0.00	0.00	0.00		
Property Taxes Transfers		8097	0.00	0.00	0.00	0.00	0.00	0.0%
LCFF/Revenue Limit Transfers - Prior Years		8099	0.00	0.00	0.00	0.00	0.00	0.0%
TOTAL, LCFF SOURCES			0.00	0.00	0.00	0.00	0.00	0.0%
FEDERAL REVENUE								
Maintenance and Operations		8110	0.00	0.00	0.00	0.00	0.00	0.0%
Special Education Entitlement		8181	281,109.00	281,109.00	(235,416.00)	281,109.00	0.00	0.0%
Special Education Discretionary Grants		8182	6,631.00	6,631.00	(7,438.00)	6,631.00	0.00	0.0%
Child Nutrition Programs		8220	0.00	0.00	0.00	0.00	0.00	0.0%
Donated Food Commodities		8221	0.00	0.00	0.00	0.00	0.00	0.0%
Forest Reserve Funds		8260	0.00	0.00	0.00	0.00		
Flood Control Funds		8270	0.00	0.00	0.00	0.00		
Wildlife Reserve Funds		8280	0.00	0.00	0.00	0.00		
FEMA		8281	0.00	0.00	0.00	0.00	0.00	0.0%
Interagency Contracts Between LEAs		8285	0.00	0.00	0.00	0.00	0.00	0.0%
Pass-Through Revenues from Federal Sources		8287	0.00	0.00	0.00	0.00	0.00	0.0%
Title I, Part A, Basic	3010	8290	245,204.00	245,204.00	39,992.00	245,204.00	0.00	0.0%
Title I, Part D, Local Delinquent Programs	3025	8290	0.00	0.00	0.00	0.00	0.00	0.0%
Title II, Part A, Supporting Effective Instruction	4035	8290	96,412.00	96,412.00	3,740.00	96,412.00	0.00	0.0%

Description	Resource Codes	Object Codes	Original Budget (A)	Board Approved Operating Budget (B)	Actuals To Date (C)	Projected Year Totals (D)	Difference (Col B & D) (E)	% Diff (E/B) (F)
Title III, Part A, Immigrant Student Program	4201	8290	0.00	0.00	0.00	0.00	0.00	0.0%
Title III, Part A, English Learner Program	4203	8290	38,837.00	38,837.00	16,645.00	38,837.00	0.00	0.0%
Public Charter Schools Grant Program (PCSGP)	4610	8290	0.00	0.00	0.00	0.00	0.00	0.0%
Other NCLB / Every Student Succeeds Act	3040, 3045, 3060, 3061, 3110, 3150, 3155, 3180, 3182, 4037, 4123, 4124, 4126, 4127, 4128, 5630	8290	14,104.00	14,104.00	3,848.00	14,104.00	0.00	0.0%
Career and Technical Education	3500-3599	8290	0.00	0.00	0.00	0.00	0.00	0.0%
All Other Federal Revenue	All Other	8290	30,399.00	158,397.00	(25,182.10)	162,887.00	4,490.00	2.8%
TOTAL, FEDERAL REVENUE			712,696.00	840,694.00	(203,811.10)	845,184.00	4,490.00	0.5%
OTHER STATE REVENUE								
Other State Apportionments								
ROC/P Entitlement Prior Years	6360	8319	0.00	0.00	0.00	0.00	0.00	0.0%
Special Education Master Plan Current Year	6500	8311	0.00	0.00	0.00	0.00	0.00	0.0%
Prior Years	6500	8319	0.00	0.00	0.00	0.00	0.00	0.0%
All Other State Apportionments - Current Year	All Other	8311	0.00	0.00	0.00	0.00	0.00	0.0%
All Other State Apportionments - Prior Years	All Other	8319	0.00	0.00	0.00	0.00	0.00	0.0%
Child Nutrition Programs		8520	0.00	0.00	0.00	0.00	0.00	0.0%
Mandated Costs Reimbursements		8550	0.00	0.00	0.00	0.00		
Lottery - Unrestricted and Instructional Materia		8560	118,800.00	118,800.00	(5,499.49)	118,800.00	0.00	0.0%
Tax Relief Subventions Restricted Levies - Other								
Homeowners' Exemptions		8575	0.00	0.00	0.00	0.00	0.00	0.0%
Other Subventions/In-Lieu Taxes		8576	0.00	0.00	0.00	0.00	0.00	0.0%
Pass-Through Revenues from State Sources		8587	0.00	0.00	0.00	0.00	0.00	0.0%
After School Education and Safety (ASES)	6010	8590	0.00	0.00	0.00	0.00	0.00	0.0%
Charter School Facility Grant	6030	8590	0.00	0.00	0.00	0.00	0.00	0.0%
Career Technical Education Incentive Grant Program	6387	8590	0.00	0.00	0.00	0.00	0.00	0.0%
Drug/Alcohol/Tobacco Funds	6650, 6690, 6695	8590	0.00	0.00	0.00	0.00	0.00	0.0%
California Clean Energy Jobs Act	6230	8590	0.00	0.00	0.00	0.00	0.00	0.0%
Specialized Secondary	7370	8590	0.00	0.00	0.00	0.00	0.00	0.0%
American Indian Early Childhood Education	7210	8590	0.00	0.00	0.00	0.00	0.00	0.0%
All Other State Revenue	All Other	8590	1,006,079.00	1,675,221.00	145,827.00	1,675,221.00	0.00	0.0%
TOTAL, OTHER STATE REVENUE			1,124,879.00	1,794,021.00	140,327.51	1,794,021.00	0.00	0.0%

Description	Resource Codes	Object Codes	Original Budget (A)	Board Approved Operating Budget (B)	Actuals To Date (C)	Projected Year Totals (D)	Difference (Col B & D) (E)	% Diff (E/B) (F)
OTHER LOCAL REVENUE								
Other Local Revenue								
County and District Taxes								
Other Restricted Levies								
Secured Roll		8615	0.00	0.00	0.00	0.00	0.00	0.0%
Unsecured Roll		8616	0.00	0.00	0.00	0.00	0.00	0.0%
Prior Years' Taxes		8617	0.00	0.00	0.00	0.00	0.00	0.0%
Supplemental Taxes		8618	0.00	0.00	0.00	0.00	0.00	0.0%
Non-Ad Valorem Taxes								
Parcel Taxes		8621	0.00	0.00	0.00	0.00	0.00	0.0%
Other		8622	0.00	0.00	0.00	0.00	0.00	0.0%
Community Redevelopment Funds Not Subject to LCFF Deduction		8625	0.00	0.00	0.00	0.00	0.00	0.0%
Penalties and Interest from Delinquent Non-LCFF Taxes		8629	0.00	0.00	0.00	0.00	0.00	0.0%
Sales								
Sale of Equipment/Supplies		8631	0.00	0.00	0.00	0.00	0.00	0.0%
Sale of Publications		8632	0.00	0.00	0.00	0.00	0.00	0.0%
Food Service Sales		8634	0.00	0.00	0.00	0.00	0.00	0.0%
All Other Sales		8639	0.00	0.00	0.00	0.00	0.00	0.0%
Leases and Rentals		8650	0.00	0.00	0.00	0.00	0.00	0.0%
Interest		8660	0.00	0.00	0.00	0.00	0.00	0.0%
Net Increase (Decrease) in the Fair Value of Investments		8662	0.00	0.00	0.00	0.00	0.00	0.0%
Fees and Contracts								
Adult Education Fees		8671	0.00	0.00	0.00	0.00		
Non-Resident Students		8672	0.00	0.00	0.00	0.00		
Transportation Fees From Individuals		8675	0.00	0.00	0.00	0.00	0.00	0.0%
Interagency Services		8677	0.00	0.00	0.00	0.00	0.00	0.0%
Mitigation/Developer Fees		8681	0.00	0.00	0.00	0.00	0.00	0.0%
All Other Fees and Contracts		8689	0.00	0.00	0.00	0.00	0.00	0.0%
Other Local Revenue								
Plus: Misc Funds Non-LCFF (50%) Adjustme		8691	0.00	0.00	0.00	0.00		
Pass-Through Revenues From Local Sources		8697	0.00	0.00	0.00	0.00	0.00	0.0%
All Other Local Revenue		8699	0.00	0.00	0.00	79,670.00	79,670.00	New
Tuition		8710	0.00	0.00	0.00	0.00	0.00	0.0%
All Other Transfers In		8781-8783	0.00	0.00	0.00	0.00	0.00	0.0%
Transfers Of Apportionments								
Special Education SELPA Transfers								
From Districts or Charter Schools	6500	8791	0.00	0.00	0.00	0.00	0.00	0.0%
From County Offices	6500	8792	302,675.00	304,231.00	(50,067.00)	304,231.00	0.00	0.0%
From JPAs	6500	8793	0.00	0.00	0.00	0.00	0.00	0.0%
ROC/P Transfers								
From Districts or Charter Schools	6360	8791	0.00	0.00	0.00	0.00	0.00	0.0%
From County Offices	6360	8792	0.00	0.00	0.00	0.00	0.00	0.0%
From JPAs	6360	8793	0.00	0.00	0.00	0.00	0.00	0.0%
Other Transfers of Apportionments								
From Districts or Charter Schools	All Other	8791	0.00	0.00	0.00	0.00	0.00	0.0%
From County Offices	All Other	8792	0.00	0.00	0.00	0.00	0.00	0.0%
From JPAs	All Other	8793	0.00	0.00	0.00	0.00	0.00	0.0%
All Other Transfers In from All Others		8799	0.00	0.00	0.00	0.00	0.00	0.0%
TOTAL, OTHER LOCAL REVENUE			302,675.00	304,231.00	(50,067.00)	383,901.00	79,670.00	26.2%
TOTAL, REVENUES			2,140,250.00	2,938,946.00	(113,550.59)	3,023,106.00	84,160.00	2.9%

Description	Resource Codes	Object Codes	Original Budget (A)	Board Approved Operating Budget (B)	Actuals To Date (C)	Projected Year Totals (D)	Difference (Col B & D) (E)	% Diff (E/B) (F)
CERTIFICATED SALARIES								
Certificated Teachers' Salaries		1100	990,143.00	1,928,728.00	314,920.85	1,935,713.00	(6,985.00)	-0.4%
Certificated Pupil Support Salaries		1200	178,416.00	271,884.00	72,292.04	271,884.00	0.00	0.0%
Certificated Supervisors' and Administrators' Salaries		1300	124,953.00	138,000.00	44,619.50	138,000.00	0.00	0.0%
Other Certificated Salaries		1900	0.00	0.00	0.00	0.00	0.00	0.0%
TOTAL, CERTIFICATED SALARIES			1,293,512.00	2,338,612.00	431,832.39	2,345,597.00	(6,985.00)	-0.3%
CLASSIFIED SALARIES								
Classified Instructional Salaries		2100	292,375.00	445,655.00	83,565.43	445,655.00	0.00	0.0%
Classified Support Salaries		2200	125,004.00	325,004.00	41,892.64	325,004.00	0.00	0.0%
Classified Supervisors' and Administrators' Salaries		2300	48,556.00	48,556.00	17,808.10	48,556.00	0.00	0.0%
Clerical, Technical and Office Salaries		2400	81,784.00	83,892.00	27,924.26	153,892.00	(70,000.00)	-83.4%
Other Classified Salaries		2900	0.00	0.00	0.00	0.00	0.00	0.0%
TOTAL, CLASSIFIED SALARIES			547,719.00	903,107.00	171,190.43	973,107.00	(70,000.00)	-7.8%
EMPLOYEE BENEFITS								
STRS		3101-3102	1,095,550.00	1,112,396.00	63,956.80	1,112,396.00	0.00	0.0%
PERS		3201-3202	136,305.00	149,484.00	46,552.01	149,484.00	0.00	0.0%
OASDI/Medicare/Alternative		3301-3302	75,940.00	66,812.00	21,273.13	66,812.00	0.00	0.0%
Health and Welfare Benefits		3401-3402	181,107.00	195,192.00	65,886.66	195,192.00	0.00	0.0%
Unemployment Insurance		3501-3502	22,166.00	11,874.00	3,015.46	11,874.00	0.00	0.0%
Workers' Compensation		3601-3602	32,304.00	32,287.00	10,328.42	32,287.00	0.00	0.0%
OPEB, Allocated		3701-3702	0.00	0.00	0.00	0.00	0.00	0.0%
OPEB, Active Employees		3751-3752	0.00	0.00	0.00	0.00	0.00	0.0%
Other Employee Benefits		3901-3902	1,185.00	1,152.00	383.88	1,152.00	0.00	0.0%
TOTAL, EMPLOYEE BENEFITS			1,544,557.00	1,569,197.00	211,396.36	1,569,197.00	0.00	0.0%
BOOKS AND SUPPLIES								
Approved Textbooks and Core Curricula Materials		4100	6,750.00	38,963.00	258,018.13	38,963.00	0.00	0.0%
Books and Other Reference Materials		4200	11,717.00	17,347.00	13,522.06	17,347.00	0.00	0.0%
Materials and Supplies		4300	175,372.00	323,238.00	34,965.84	323,746.00	(508.00)	-0.2%
Noncapitalized Equipment		4400	22,278.00	100,300.00	55,996.00	100,300.00	0.00	0.0%
Food		4700	0.00	0.00	0.00	0.00	0.00	0.0%
TOTAL, BOOKS AND SUPPLIES			216,117.00	479,848.00	362,502.03	480,356.00	(508.00)	-0.1%
SERVICES AND OTHER OPERATING EXPENDITURES								
Subagreements for Services		5100	0.00	0.00	0.00	0.00	0.00	0.0%
Travel and Conferences		5200	22,735.00	21,685.00	877.82	28,353.00	(6,668.00)	-30.7%
Dues and Memberships		5300	0.00	0.00	0.00	0.00	0.00	0.0%
Insurance		5400-5450	0.00	0.00	0.00	0.00	0.00	0.0%
Operations and Housekeeping Services		5500	0.00	0.00	0.00	0.00	0.00	0.0%
Rentals, Leases, Repairs, and Noncapitalized Improvements		5600	55,384.00	248,838.00	159,027.66	248,838.00	0.00	0.0%
Transfers of Direct Costs		5710	0.00	0.00	0.00	0.00	0.00	0.0%
Transfers of Direct Costs - Interfund		5750	0.00	0.00	0.00	0.00	0.00	0.0%
Professional/Consulting Services and Operating Expenditures		5800	312,502.00	1,244,871.00	141,676.58	1,264,871.00	(20,000.00)	-1.6%
Communications		5900	125.00	125.00	0.00	125.00	0.00	0.0%
TOTAL, SERVICES AND OTHER OPERATING EXPENDITURES			390,746.00	1,515,519.00	301,582.06	1,542,187.00	(26,668.00)	-1.8%

Description	Resource Codes	Object Codes	Original Budget (A)	Board Approved Operating Budget (B)	Actuals To Date (C)	Projected Year Totals (D)	Difference (Col B & D) (E)	% Diff (E/B) (F)
CAPITAL OUTLAY								
Land		6100	0.00	0.00	0.00	0.00	0.00	0.0%
Land Improvements		6170	0.00	0.00	0.00	0.00	0.00	0.0%
Buildings and Improvements of Buildings		6200	0.00	0.00	0.00	0.00	0.00	0.0%
Books and Media for New School Libraries or Major Expansion of School Libraries		6300	0.00	0.00	0.00	0.00	0.00	0.0%
Equipment		6400	617,280.00	605,844.00	10,026.30	605,844.00	0.00	0.0%
Equipment Replacement		6500	0.00	0.00	0.00	0.00	0.00	0.0%
Lease Assets		6600	0.00	0.00	0.00	0.00	0.00	0.0%
TOTAL, CAPITAL OUTLAY			617,280.00	605,844.00	10,026.30	605,844.00	0.00	0.0%
OTHER OUTGO (excluding Transfers of Indirect Costs)								
Tuition								
Tuition for Instruction Under Interdistrict Attendance Agreements		7110	0.00	0.00	0.00	0.00	0.00	0.0%
State Special Schools		7130	3,500.00	3,500.00	0.00	3,500.00	0.00	0.0%
Tuition, Excess Costs, and/or Deficit Payments								
Payments to Districts or Charter Schools		7141	0.00	0.00	0.00	0.00	0.00	0.0%
Payments to County Offices		7142	284,394.00	373,867.00	0.00	373,867.00	0.00	0.0%
Payments to JPAs		7143	0.00	0.00	0.00	0.00	0.00	0.0%
Transfers of Pass-Through Revenues								
To Districts or Charter Schools		7211	0.00	0.00	0.00	0.00	0.00	0.0%
To County Offices		7212	0.00	0.00	0.00	0.00	0.00	0.0%
To JPAs		7213	0.00	0.00	0.00	0.00	0.00	0.0%
Special Education SELPA Transfers of Apportionments								
To Districts or Charter Schools	6500	7221	0.00	0.00	0.00	0.00	0.00	0.0%
To County Offices	6500	7222	0.00	0.00	0.00	0.00	0.00	0.0%
To JPAs	6500	7223	0.00	0.00	0.00	0.00	0.00	0.0%
ROC/P Transfers of Apportionments								
To Districts or Charter Schools	6360	7221	0.00	0.00	0.00	0.00	0.00	0.0%
To County Offices	6360	7222	0.00	0.00	0.00	0.00	0.00	0.0%
To JPAs	6360	7223	0.00	0.00	0.00	0.00	0.00	0.0%
Other Transfers of Apportionments	All Other	7221-7223	0.00	0.00	0.00	0.00	0.00	0.0%
All Other Transfers		7281-7283	0.00	0.00	0.00	0.00	0.00	0.0%
All Other Transfers Out to All Others		7299	0.00	0.00	0.00	0.00	0.00	0.0%
Debt Service								
Debt Service - Interest		7438	0.00	0.00	0.00	0.00	0.00	0.0%
Other Debt Service - Principal		7439	0.00	0.00	0.00	0.00	0.00	0.0%
TOTAL, OTHER OUTGO (excluding Transfers of Indirect Costs)			287,894.00	377,367.00	0.00	377,367.00	0.00	0.0%
OTHER OUTGO - TRANSFERS OF INDIRECT COSTS								
Transfers of Indirect Costs		7310	32,918.00	32,918.00	0.00	32,918.00	0.00	0.0%
Transfers of Indirect Costs - Interfund		7350	0.00	0.00	0.00	0.00	0.00	0.0%
TOTAL, OTHER OUTGO - TRANSFERS OF INDIRECT COSTS			32,918.00	32,918.00	0.00	32,918.00	0.00	0.0%
TOTAL, EXPENDITURES			4,930,743.00	7,822,412.00	1,488,529.57	7,926,573.00	(104,161.00)	-1.3%

Description	Resource Codes	Object Codes	Original Budget (A)	Board Approved Operating Budget (B)	Actuals To Date (C)	Projected Year Totals (D)	Difference (Col B & D) (E)	% Diff (E/B) (F)
INTERFUND TRANSFERS								
INTERFUND TRANSFERS IN								
From: Special Reserve Fund		8912	0.00	0.00	0.00	0.00	0.00	0.0%
From: Bond Interest and Redemption Fund		8914	0.00	0.00	0.00	0.00		
Other Authorized Interfund Transfers In		8919	0.00	0.00	0.00	0.00	0.00	0.0%
(a) TOTAL, INTERFUND TRANSFERS IN			0.00	0.00	0.00	0.00	0.00	0.0%
INTERFUND TRANSFERS OUT								
To: Child Development Fund		7611	0.00	0.00	0.00	0.00	0.00	0.0%
To: Special Reserve Fund		7612	0.00	0.00	0.00	0.00	0.00	0.0%
To: State School Building Fund/ County School Facilities Fund		7613	0.00	0.00	0.00	0.00	0.00	0.0%
To: Cafeteria Fund		7616	0.00	0.00	0.00	0.00	0.00	0.0%
Other Authorized Interfund Transfers Out		7619	0.00	0.00	0.00	0.00	0.00	0.0%
(b) TOTAL, INTERFUND TRANSFERS OUT			0.00	0.00	0.00	0.00	0.00	0.0%
OTHER SOURCES/USES								
SOURCES								
State Apportionments								
Emergency Apportionments		8931	0.00	0.00	0.00	0.00		
Proceeds								
Proceeds from Disposal of Capital Assets		8953	0.00	0.00	0.00	0.00	0.00	0.0%
Other Sources								
Transfers from Funds of Lapsed/Reorganized LEAs		8965	0.00	0.00	0.00	0.00	0.00	0.0%
Long-Term Debt Proceeds								
Proceeds from Certificates of Participation		8971	0.00	0.00	0.00	0.00	0.00	0.0%
Proceeds from Leases		8972	0.00	0.00	0.00	0.00	0.00	0.0%
Proceeds from Lease Revenue Bonds		8973	0.00	0.00	0.00	0.00	0.00	0.0%
All Other Financing Sources		8979	0.00	0.00	0.00	0.00	0.00	0.0%
(c) TOTAL, SOURCES			0.00	0.00	0.00	0.00	0.00	0.0%
USES								
Transfers of Funds from Lapsed/Reorganized LEAs		7651	0.00	0.00	0.00	0.00	0.00	0.0%
All Other Financing Uses		7699	0.00	0.00	0.00	0.00	0.00	0.0%
(d) TOTAL, USES			0.00	0.00	0.00	0.00	0.00	0.0%
CONTRIBUTIONS								
Contributions from Unrestricted Revenues		8980	2,926,692.00	3,085,905.00	0.00	3,085,905.00	0.00	0.0%
Contributions from Restricted Revenues		8990	0.00	0.00	0.00	0.00	0.00	0.0%
(e) TOTAL, CONTRIBUTIONS			2,926,692.00	3,085,905.00	0.00	3,085,905.00	0.00	0.0%
TOTAL, OTHER FINANCING SOURCES/USES (a - b + c - d + e)			2,926,692.00	3,085,905.00	0.00	3,085,905.00	0.00	0.0%

Description	Resource Codes	Object Codes	Original Budget (A)	Board Approved Operating Budget (B)	Actuals To Date (C)	Projected Year Totals (D)	Difference (Col B & D) (E)	% Diff (E/B) (F)
A. REVENUES								
1) LCFF Sources		8010-8099	20,534,869.00	20,468,946.00	4,068,112.00	20,468,946.00	0.00	0.0%
2) Federal Revenue		8100-8299	723,200.00	851,198.00	(198,472.89)	855,688.00	4,490.00	0.5%
3) Other State Revenue		8300-8599	1,532,518.00	2,201,660.00	132,390.65	2,201,660.00	0.00	0.0%
4) Other Local Revenue		8600-8799	608,269.00	583,762.00	1,399.44	663,432.00	79,670.00	13.6%
5) TOTAL, REVENUES			23,398,856.00	24,105,566.00	4,003,429.20	24,189,726.00		
B. EXPENDITURES								
1) Certificated Salaries		1000-1999	10,699,124.00	11,446,953.00	3,037,871.86	11,453,938.00	(6,985.00)	-0.1%
2) Classified Salaries		2000-2999	2,680,158.00	3,114,635.00	867,060.20	3,184,635.00	(70,000.00)	-2.2%
3) Employee Benefits		3000-3999	5,471,963.00	5,452,593.00	1,363,604.00	5,452,593.00	0.00	0.0%
4) Books and Supplies		4000-4999	1,365,089.00	1,556,724.00	746,935.57	1,551,543.00	5,181.00	0.3%
5) Services and Other Operating Expenditures		5000-5999	2,562,057.00	4,011,429.00	1,186,441.49	4,044,786.00	(33,357.00)	-0.8%
6) Capital Outlay		6000-6999	617,280.00	630,844.00	10,026.30	630,844.00	0.00	0.0%
7) Other Outgo (excluding Transfers of Indirect Costs)		7100-7299 7400-7499	558,810.00	635,713.00	76,008.00	635,713.00	0.00	0.0%
8) Other Outgo - Transfers of Indirect Costs		7300-7399	(35,000.00)	(35,000.00)	0.00	(35,000.00)	0.00	0.0%
9) TOTAL, EXPENDITURES			23,919,481.00	26,813,891.00	7,287,947.42	26,919,052.00		
C. EXCESS (DEFICIENCY) OF REVENUES OVER EXPENDITURES BEFORE OTHER FINANCING SOURCES AND USES (A5 - B9)			(520,625.00)	(2,708,325.00)	(3,284,518.22)	(2,729,326.00)		
D. OTHER FINANCING SOURCES/USES								
1) Interfund Transfers								
a) Transfers In		8900-8929	0.00	0.00	0.00	0.00	0.00	0.0%
b) Transfers Out		7600-7629	0.00	0.00	0.00	0.00	0.00	0.0%
2) Other Sources/Uses								
a) Sources		8930-8979	0.00	0.00	0.00	0.00	0.00	0.0%
b) Uses		7630-7699	0.00	0.00	0.00	0.00	0.00	0.0%
3) Contributions		8980-8999	0.00	0.00	0.00	0.00	0.00	0.0%
4) TOTAL, OTHER FINANCING SOURCES/USES			0.00	0.00	0.00	0.00		

Description	Resource Codes	Object Codes	Original Budget (A)	Board Approved Operating Budget (B)	Actuals To Date (C)	Projected Year Totals (D)	Difference (Col B & D) (E)	% Diff (E/B) (F)
E. NET INCREASE (DECREASE) IN FUND BALANCE (C + D4)			(520,625.00)	(2,708,325.00)	(3,284,518.22)	(2,729,326.00)		
F. FUND BALANCE, RESERVES								
1) Beginning Fund Balance								
a) As of July 1 - Unaudited		9791	8,320,159.00	11,926,659.00		11,926,659.00	0.00	0.0%
b) Audit Adjustments		9793	0.00	0.00		0.00	0.00	0.0%
c) As of July 1 - Audited (F1a + F1b)			8,320,159.00	11,926,659.00		11,926,659.00		
d) Other Restatements		9795	0.00	0.00		0.00	0.00	0.0%
e) Adjusted Beginning Balance (F1c + F1d)			8,320,159.00	11,926,659.00		11,926,659.00		
2) Ending Balance, June 30 (E + F1e)			7,799,534.00	9,218,334.00		9,197,333.00		
Components of Ending Fund Balance								
a) Nonspendable								
Revolving Cash		9711	0.00	0.00		0.00		
Stores		9712	0.00	0.00		0.00		
Prepaid Items		9713	0.00	0.00		0.00		
All Others		9719	0.00	0.00		0.00		
b) Restricted		9740	821,027.00	1,380,947.00		1,360,946.00		
c) Committed								
Stabilization Arrangements		9750	0.00	0.00		0.00		
Other Commitments		9760	0.00	0.00		0.00		
d) Assigned								
Other Assignments		9780	1,814,020.00	2,464,759.00		2,460,381.00		
Unrestricted Instructional Materials	0000	9780	*703,325.00*					
Board Reserve	0000	9780	*500,000.00*					
MAA	0000	9780	*136,979.00*					
Unrestricted Lottery	1100	9780	*473,716.00*					
Board Reserves	0000	9780		*500,000.00*				
Unrestricted Instructional Materials	0000	9780		*703,325.00*				
MAA	0000	9780		*141,357.00*				
Unrestricted Lottery	1100	9780		*1,120,077.00*				
Board Reserve	0000	9780				*500,000.00*		
MAA	0000	9780				*136,979.00*		
Unrestricted Instructional Materials	0000	9780				*703,325.00*		
Unrestricted Lottery	1100	9780				*1,120,077.00*		
e) Unassigned/Unappropriated								
Reserve for Economic Uncertainties		9789	0.00	0.00		0.00		
Unassigned/Unappropriated Amount		9790	5,164,487.00	5,372,628.00		5,376,006.00		

Description	Resource Codes	Object Codes	Original Budget (A)	Board Approved Operating Budget (B)	Actuals To Date (C)	Projected Year Totals (D)	Difference (Col B & D) (E)	% Diff (E/B) (F)
LCFF SOURCES								
Principal Apportionment								
State Aid - Current Year		8011	10,742,965.00	9,101,721.00	2,675,475.02	9,101,721.00	0.00	0.0%
Education Protection Account State Aid - Current Year		8012	4,282,880.00	5,301,766.00	1,325,442.00	5,301,766.00	0.00	0.0%
State Aid - Prior Years		8019	0.00	0.00	0.00	0.00	0.00	0.0%
Tax Relief Subventions								
Homeowners' Exemptions		8021	28,790.00	34,941.00	0.00	34,941.00	0.00	0.0%
Timber Yield Tax		8022	0.00	0.00	0.00	0.00	0.00	0.0%
Other Subventions/In-Lieu Taxes		8029	33,870.00	0.00	0.00	0.00	0.00	0.0%
County & District Taxes								
Secured Roll Taxes		8041	4,390,075.00	5,052,914.00	21,168.54	5,052,914.00	0.00	0.0%
Unsecured Roll Taxes		8042	233,912.00	260,209.00	1,983.25	260,209.00	0.00	0.0%
Prior Years' Taxes		8043	2,411.00	165.00	3,433.22	165.00	0.00	0.0%
Supplemental Taxes		8044	105,858.00	109,033.00	40,609.97	109,033.00	0.00	0.0%
Education Revenue Augmentation Fund (ERAF)		8045	792,441.00	688,156.00	0.00	688,156.00	0.00	0.0%
Community Redevelopment Funds (SB 617/699/1992)		8047	16,667.00	15,041.00	0.00	15,041.00	0.00	0.0%
Penalties and Interest from Delinquent Taxes		8048	0.00	0.00	0.00	0.00	0.00	0.0%
Miscellaneous Funds (EC 41604)								
Royalties and Bonuses		8081	0.00	0.00	0.00	0.00	0.00	0.0%
Other In-Lieu Taxes		8082	0.00	0.00	0.00	0.00	0.00	0.0%
Less: Non-LCFF (50%) Adjustment		8089	0.00	0.00	0.00	0.00	0.00	0.0%
Subtotal, LCFF Sources			20,629,869.00	20,563,946.00	4,068,112.00	20,563,946.00	0.00	0.0%
LCFF Transfers								
Unrestricted LCFF Transfers - Current Year	0000	8091	(95,000.00)	(95,000.00)	0.00	(95,000.00)	0.00	0.0%
All Other LCFF Transfers - Current Year	All Other	8091	0.00	0.00	0.00	0.00	0.00	0.0%
Transfers to Charter Schools in Lieu of Property Taxes		8096	0.00	0.00	0.00	0.00	0.00	0.0%
Property Taxes Transfers		8097	0.00	0.00	0.00	0.00	0.00	0.0%
LCFF/Revenue Limit Transfers - Prior Years		8099	0.00	0.00	0.00	0.00	0.00	0.0%
TOTAL, LCFF SOURCES			20,534,869.00	20,468,946.00	4,068,112.00	20,468,946.00	0.00	0.0%
FEDERAL REVENUE								
Maintenance and Operations		8110	0.00	0.00	0.00	0.00	0.00	0.0%
Special Education Entitlement		8181	281,109.00	281,109.00	(235,416.00)	281,109.00	0.00	0.0%
Special Education Discretionary Grants		8182	6,631.00	6,631.00	(7,438.00)	6,631.00	0.00	0.0%
Child Nutrition Programs		8220	0.00	0.00	0.00	0.00	0.00	0.0%
Donated Food Commodities		8221	0.00	0.00	0.00	0.00	0.00	0.0%
Forest Reserve Funds		8260	0.00	0.00	0.00	0.00	0.00	0.0%
Flood Control Funds		8270	0.00	0.00	0.00	0.00	0.00	0.0%
Wildlife Reserve Funds		8280	0.00	0.00	0.00	0.00	0.00	0.0%
FEMA		8281	0.00	0.00	0.00	0.00	0.00	0.0%
Interagency Contracts Between LEAs		8285	10,504.00	10,504.00	5,338.21	10,504.00	0.00	0.0%
Pass-Through Revenues from Federal Sources		8287	0.00	0.00	0.00	0.00	0.00	0.0%
Title I, Part A, Basic	3010	8290	245,204.00	245,204.00	39,992.00	245,204.00	0.00	0.0%
Title I, Part D, Local Delinquent Programs	3025	8290	0.00	0.00	0.00	0.00	0.00	0.0%
Title II, Part A, Supporting Effective Instruction	4035	8290	96,412.00	96,412.00	3,740.00	96,412.00	0.00	0.0%

Description	Resource Codes	Object Codes	Original Budget (A)	Board Approved Operating Budget (B)	Actuals To Date (C)	Projected Year Totals (D)	Difference (Col B & D) (E)	% Diff (E/B) (F)
Title III, Part A, Immigrant Student Program	4201	8290	0.00	0.00	0.00	0.00	0.00	0.0%
Title III, Part A, English Learner Program	4203	8290	38,837.00	38,837.00	16,645.00	38,837.00	0.00	0.0%
Public Charter Schools Grant Program (PCSGP)	4610	8290	0.00	0.00	0.00	0.00	0.00	0.0%
Other NCLB / Every Student Succeeds Act	3040, 3045, 3060, 3061, 3110, 3150, 3155, 3180, 3182, 4037, 4123, 4124, 4126, 4127, 4128, 5630	8290	14,104.00	14,104.00	3,848.00	14,104.00	0.00	0.0%
Career and Technical Education	3500-3599	8290	0.00	0.00	0.00	0.00	0.00	0.0%
All Other Federal Revenue	All Other	8290	30,399.00	158,397.00	(25,182.10)	162,887.00	4,490.00	2.8%
TOTAL, FEDERAL REVENUE			723,200.00	851,198.00	(198,472.89)	855,688.00	4,490.00	0.5%
OTHER STATE REVENUE								
Other State Apportionments								
ROC/P Entitlement Prior Years	6360	8319	0.00	0.00	0.00	0.00	0.00	0.0%
Special Education Master Plan Current Year	6500	8311	0.00	0.00	0.00	0.00	0.00	0.0%
Prior Years	6500	8319	0.00	0.00	0.00	0.00	0.00	0.0%
All Other State Apportionments - Current Year	All Other	8311	0.00	0.00	0.00	0.00	0.00	0.0%
All Other State Apportionments - Prior Years	All Other	8319	0.00	0.00	0.00	0.00	0.00	0.0%
Child Nutrition Programs		8520	0.00	0.00	0.00	0.00	0.00	0.0%
Mandated Costs Reimbursements		8550	71,039.00	71,039.00	0.00	71,039.00	0.00	0.0%
Lottery - Unrestricted and Instructional Materia		8560	455,400.00	455,400.00	(13,436.35)	455,400.00	0.00	0.0%
Tax Relief Subventions Restricted Levies - Other								
Homeowners' Exemptions		8575	0.00	0.00	0.00	0.00	0.00	0.0%
Other Subventions/In-Lieu Taxes		8576	0.00	0.00	0.00	0.00	0.00	0.0%
Pass-Through Revenues from State Sources		8587	0.00	0.00	0.00	0.00	0.00	0.0%
After School Education and Safety (ASES)	6010	8590	0.00	0.00	0.00	0.00	0.00	0.0%
Charter School Facility Grant	6030	8590	0.00	0.00	0.00	0.00	0.00	0.0%
Career Technical Education Incentive Grant Program	6387	8590	0.00	0.00	0.00	0.00	0.00	0.0%
Drug/Alcohol/Tobacco Funds	6650, 6690, 6695	8590	0.00	0.00	0.00	0.00	0.00	0.0%
California Clean Energy Jobs Act	6230	8590	0.00	0.00	0.00	0.00	0.00	0.0%
Specialized Secondary	7370	8590	0.00	0.00	0.00	0.00	0.00	0.0%
American Indian Early Childhood Education	7210	8590	0.00	0.00	0.00	0.00	0.00	0.0%
All Other State Revenue	All Other	8590	1,006,079.00	1,675,221.00	145,827.00	1,675,221.00	0.00	0.0%
TOTAL, OTHER STATE REVENUE			1,532,518.00	2,201,660.00	132,390.65	2,201,660.00	0.00	0.0%

Description	Resource Codes	Object Codes	Original Budget (A)	Board Approved Operating Budget (B)	Actuals To Date (C)	Projected Year Totals (D)	Difference (Col B & D) (E)	% Diff (E/B) (F)
OTHER LOCAL REVENUE								
Other Local Revenue								
County and District Taxes								
Other Restricted Levies								
Secured Roll		8615	0.00	0.00	0.00	0.00	0.00	0.0%
Unsecured Roll		8616	0.00	0.00	0.00	0.00	0.00	0.0%
Prior Years' Taxes		8617	0.00	0.00	0.00	0.00	0.00	0.0%
Supplemental Taxes		8618	0.00	0.00	0.00	0.00	0.00	0.0%
Non-Ad Valorem Taxes								
Parcel Taxes		8621	0.00	0.00	0.00	0.00	0.00	0.0%
Other		8622	0.00	0.00	0.00	0.00	0.00	0.0%
Community Redevelopment Funds Not Subject to LCFF Deduction		8625	0.00	0.00	0.00	0.00	0.00	0.0%
Penalties and Interest from Delinquent Non-LCFF Taxes		8629	0.00	0.00	0.00	0.00	0.00	0.0%
Sales								
Sale of Equipment/Supplies		8631	0.00	0.00	0.00	0.00	0.00	0.0%
Sale of Publications		8632	0.00	0.00	0.00	0.00	0.00	0.0%
Food Service Sales		8634	0.00	0.00	0.00	0.00	0.00	0.0%
All Other Sales		8639	0.00	0.00	0.00	0.00	0.00	0.0%
Leases and Rentals		8650	32,000.00	32,000.00	0.00	32,000.00	0.00	0.0%
Interest		8660	185,000.00	185,000.00	12,591.54	185,000.00	0.00	0.0%
Net Increase (Decrease) in the Fair Value of Investments		8662	0.00	0.00	0.00	0.00	0.00	0.0%
Fees and Contracts								
Adult Education Fees		8671	0.00	0.00	0.00	0.00	0.00	0.0%
Non-Resident Students		8672	0.00	0.00	0.00	0.00	0.00	0.0%
Transportation Fees From Individuals		8675	26,063.00	0.00	0.00	0.00	0.00	0.0%
Interagency Services		8677	0.00	0.00	0.00	0.00	0.00	0.0%
Mitigation/Developer Fees		8681	0.00	0.00	0.00	0.00	0.00	0.0%
All Other Fees and Contracts		8689	0.00	0.00	0.00	0.00	0.00	0.0%
Other Local Revenue								
Plus: Misc Funds Non-LCFF (50%) Adjustment		8691	0.00	0.00	0.00	0.00	0.00	0.0%
Pass-Through Revenues From Local Sources		8697	0.00	0.00	0.00	0.00	0.00	0.0%
All Other Local Revenue		8699	62,531.00	62,531.00	38,874.90	142,201.00	79,670.00	127.4%
Tuition		8710	0.00	0.00	0.00	0.00	0.00	0.0%
All Other Transfers In		8781-8783	0.00	0.00	0.00	0.00	0.00	0.0%
Transfers Of Apportionments								
Special Education SELPA Transfers								
From Districts or Charter Schools	6500	8791	0.00	0.00	0.00	0.00	0.00	0.0%
From County Offices	6500	8792	302,675.00	304,231.00	(50,067.00)	304,231.00	0.00	0.0%
From JPAs	6500	8793	0.00	0.00	0.00	0.00	0.00	0.0%
ROC/P Transfers								
From Districts or Charter Schools	6360	8791	0.00	0.00	0.00	0.00	0.00	0.0%
From County Offices	6360	8792	0.00	0.00	0.00	0.00	0.00	0.0%
From JPAs	6360	8793	0.00	0.00	0.00	0.00	0.00	0.0%
Other Transfers of Apportionments								
From Districts or Charter Schools	All Other	8791	0.00	0.00	0.00	0.00	0.00	0.0%
From County Offices	All Other	8792	0.00	0.00	0.00	0.00	0.00	0.0%
From JPAs	All Other	8793	0.00	0.00	0.00	0.00	0.00	0.0%
All Other Transfers In from All Others		8799	0.00	0.00	0.00	0.00	0.00	0.0%
TOTAL, OTHER LOCAL REVENUE			608,269.00	583,762.00	1,399.44	663,432.00	79,670.00	13.6%
TOTAL, REVENUES			23,398,856.00	24,105,566.00	4,003,429.20	24,189,726.00	84,160.00	0.3%

Description	Resource Codes	Object Codes	Original Budget (A)	Board Approved Operating Budget (B)	Actuals To Date (C)	Projected Year Totals (D)	Difference (Col B & D) (E)	% Diff (E/B) (F)
CERTIFICATED SALARIES								
Certificated Teachers' Salaries		1100	9,166,735.00	9,779,738.00	2,497,000.92	9,786,723.00	(6,985.00)	-0.1%
Certificated Pupil Support Salaries		1200	316,312.00	346,251.00	112,846.14	346,251.00	0.00	0.0%
Certificated Supervisors' and Administrators' Salaries		1300	1,116,074.00	1,214,233.00	392,821.80	1,214,233.00	0.00	0.0%
Other Certificated Salaries		1900	100,003.00	106,731.00	35,203.00	106,731.00	0.00	0.0%
TOTAL, CERTIFICATED SALARIES			10,699,124.00	11,446,953.00	3,037,871.86	11,453,938.00	(6,985.00)	-0.1%
CLASSIFIED SALARIES								
Classified Instructional Salaries		2100	773,227.00	870,687.00	199,702.04	870,687.00	0.00	0.0%
Classified Support Salaries		2200	776,378.00	1,052,187.00	290,535.98	1,052,187.00	0.00	0.0%
Classified Supervisors' and Administrators' Salaries		2300	186,948.00	205,889.00	69,154.94	205,889.00	0.00	0.0%
Clerical, Technical and Office Salaries		2400	943,605.00	982,752.00	304,547.24	1,052,752.00	(70,000.00)	-7.1%
Other Classified Salaries		2900	0.00	3,120.00	3,120.00	3,120.00	0.00	0.0%
TOTAL, CLASSIFIED SALARIES			2,680,158.00	3,114,635.00	867,060.20	3,184,635.00	(70,000.00)	-2.2%
EMPLOYEE BENEFITS								
STRS		3101-3102	2,554,401.00	2,598,000.00	501,265.06	2,598,000.00	0.00	0.0%
PERS		3201-3202	599,661.00	634,774.00	196,567.40	634,774.00	0.00	0.0%
OASDI/Medicare/Alternative		3301-3302	355,033.00	337,798.00	105,012.85	337,798.00	0.00	0.0%
Health and Welfare Benefits		3401-3402	1,558,676.00	1,581,690.00	470,442.73	1,581,690.00	0.00	0.0%
Unemployment Insurance		3501-3502	159,889.00	66,908.00	19,509.51	66,908.00	0.00	0.0%
Workers' Compensation		3601-3602	233,011.00	220,810.00	66,832.01	220,810.00	0.00	0.0%
OPEB, Allocated		3701-3702	0.00	0.00	0.00	0.00	0.00	0.0%
OPEB, Active Employees		3751-3752	0.00	0.00	0.00	0.00	0.00	0.0%
Other Employee Benefits		3901-3902	11,292.00	12,613.00	3,974.44	12,613.00	0.00	0.0%
TOTAL, EMPLOYEE BENEFITS			5,471,963.00	5,452,593.00	1,363,604.00	5,452,593.00	0.00	0.0%
BOOKS AND SUPPLIES								
Approved Textbooks and Core Curricula Materials		4100	86,750.00	118,963.00	310,205.74	118,963.00	0.00	0.0%
Books and Other Reference Materials		4200	11,747.00	17,377.00	15,124.16	17,377.00	0.00	0.0%
Materials and Supplies		4300	1,051,127.00	1,209,206.00	322,845.14	1,204,025.00	5,181.00	0.4%
Noncapitalized Equipment		4400	215,465.00	211,178.00	98,760.53	211,178.00	0.00	0.0%
Food		4700	0.00	0.00	0.00	0.00	0.00	0.0%
TOTAL, BOOKS AND SUPPLIES			1,365,089.00	1,556,724.00	746,935.57	1,551,543.00	5,181.00	0.3%
SERVICES AND OTHER OPERATING EXPENDITURES								
Subagreements for Services		5100	0.00	0.00	0.00	0.00	0.00	0.0%
Travel and Conferences		5200	65,048.00	214,248.00	61,174.68	221,916.00	(7,668.00)	-3.6%
Dues and Memberships		5300	16,719.00	30,569.00	16,099.81	30,569.00	0.00	0.0%
Insurance		5400-5450	190,800.00	190,800.00	186,237.60	190,800.00	0.00	0.0%
Operations and Housekeeping Services		5500	798,872.00	664,937.00	254,696.54	664,937.00	0.00	0.0%
Rentals, Leases, Repairs, and Noncapitalized Improvements		5600	244,611.00	602,455.00	272,633.41	602,455.00	0.00	0.0%
Transfers of Direct Costs		5710	0.00	0.00	0.00	0.00	0.00	0.0%
Transfers of Direct Costs - Interfund		5750	0.00	0.00	0.00	0.00	0.00	0.0%
Professional/Consulting Services and Operating Expenditures		5800	1,008,244.00	2,010,657.00	349,894.49	2,036,346.00	(25,689.00)	-1.3%
Communications		5900	237,763.00	297,763.00	45,704.96	297,763.00	0.00	0.0%
TOTAL, SERVICES AND OTHER OPERATING EXPENDITURES			2,562,057.00	4,011,429.00	1,186,441.49	4,044,786.00	(33,357.00)	-0.8%

Description	Resource Codes	Object Codes	Original Budget (A)	Board Approved Operating Budget (B)	Actuals To Date (C)	Projected Year Totals (D)	Difference (Col B & D) (E)	% Diff (E/B) (F)
CAPITAL OUTLAY								
Land		6100	0.00	0.00	0.00	0.00	0.00	0.0%
Land Improvements		6170	0.00	0.00	0.00	0.00	0.00	0.0%
Buildings and Improvements of Buildings		6200	0.00	0.00	0.00	0.00	0.00	0.0%
Books and Media for New School Libraries or Major Expansion of School Libraries		6300	0.00	0.00	0.00	0.00	0.00	0.0%
Equipment		6400	617,280.00	630,844.00	10,026.30	630,844.00	0.00	0.0%
Equipment Replacement		6500	0.00	0.00	0.00	0.00	0.00	0.0%
Lease Assets		6600	0.00	0.00	0.00	0.00	0.00	0.0%
TOTAL, CAPITAL OUTLAY			617,280.00	630,844.00	10,026.30	630,844.00	0.00	0.0%
OTHER OUTGO (excluding Transfers of Indirect Costs)								
Tuition								
Tuition for Instruction Under Interdistrict Attendance Agreements		7110	0.00	0.00	0.00	0.00	0.00	0.0%
State Special Schools		7130	3,500.00	3,500.00	0.00	3,500.00	0.00	0.0%
Tuition, Excess Costs, and/or Deficit Payments								
Payments to Districts or Charter Schools		7141	0.00	0.00	0.00	0.00	0.00	0.0%
Payments to County Offices		7142	555,310.00	632,213.00	76,008.00	632,213.00	0.00	0.0%
Payments to JPAs		7143	0.00	0.00	0.00	0.00	0.00	0.0%
Transfers of Pass-Through Revenues								
To Districts or Charter Schools		7211	0.00	0.00	0.00	0.00	0.00	0.0%
To County Offices		7212	0.00	0.00	0.00	0.00	0.00	0.0%
To JPAs		7213	0.00	0.00	0.00	0.00	0.00	0.0%
Special Education SELPA Transfers of Apportionments								
To Districts or Charter Schools	6500	7221	0.00	0.00	0.00	0.00	0.00	0.0%
To County Offices	6500	7222	0.00	0.00	0.00	0.00	0.00	0.0%
To JPAs	6500	7223	0.00	0.00	0.00	0.00	0.00	0.0%
ROC/P Transfers of Apportionments								
To Districts or Charter Schools	6360	7221	0.00	0.00	0.00	0.00	0.00	0.0%
To County Offices	6360	7222	0.00	0.00	0.00	0.00	0.00	0.0%
To JPAs	6360	7223	0.00	0.00	0.00	0.00	0.00	0.0%
Other Transfers of Apportionments	All Other	7221-7223	0.00	0.00	0.00	0.00	0.00	0.0%
All Other Transfers		7281-7283	0.00	0.00	0.00	0.00	0.00	0.0%
All Other Transfers Out to All Others		7299	0.00	0.00	0.00	0.00	0.00	0.0%
Debt Service								
Debt Service - Interest		7438	0.00	0.00	0.00	0.00	0.00	0.0%
Other Debt Service - Principal		7439	0.00	0.00	0.00	0.00	0.00	0.0%
TOTAL, OTHER OUTGO (excluding Transfers of Indirect Costs)			558,810.00	635,713.00	76,008.00	635,713.00	0.00	0.0%
OTHER OUTGO - TRANSFERS OF INDIRECT COSTS								
Transfers of Indirect Costs		7310	0.00	0.00	0.00	0.00		
Transfers of Indirect Costs - Interfund		7350	(35,000.00)	(35,000.00)	0.00	(35,000.00)	0.00	0.0%
TOTAL, OTHER OUTGO - TRANSFERS OF INDIRECT COSTS			(35,000.00)	(35,000.00)	0.00	(35,000.00)	0.00	0.0%
TOTAL, EXPENDITURES			23,919,481.00	26,813,891.00	7,287,947.42	26,919,052.00	(105,161.00)	-0.4%

Description	Resource Codes	Object Codes	Original Budget (A)	Board Approved Operating Budget (B)	Actuals To Date (C)	Projected Year Totals (D)	Difference (Col B & D) (E)	% Diff (E/B) (F)
INTERFUND TRANSFERS								
INTERFUND TRANSFERS IN								
From: Special Reserve Fund		8912	0.00	0.00	0.00	0.00	0.00	0.0%
From: Bond Interest and Redemption Fund		8914	0.00	0.00	0.00	0.00	0.00	0.0%
Other Authorized Interfund Transfers In		8919	0.00	0.00	0.00	0.00	0.00	0.0%
(a) TOTAL, INTERFUND TRANSFERS IN			0.00	0.00	0.00	0.00	0.00	0.0%
INTERFUND TRANSFERS OUT								
To: Child Development Fund		7611	0.00	0.00	0.00	0.00	0.00	0.0%
To: Special Reserve Fund		7612	0.00	0.00	0.00	0.00	0.00	0.0%
To: State School Building Fund/ County School Facilities Fund		7613	0.00	0.00	0.00	0.00	0.00	0.0%
To: Cafeteria Fund		7616	0.00	0.00	0.00	0.00	0.00	0.0%
Other Authorized Interfund Transfers Out		7619	0.00	0.00	0.00	0.00	0.00	0.0%
(b) TOTAL, INTERFUND TRANSFERS OUT			0.00	0.00	0.00	0.00	0.00	0.0%
OTHER SOURCES/USES								
SOURCES								
State Apportionments								
Emergency Apportionments		8931	0.00	0.00	0.00	0.00	0.00	0.0%
Proceeds								
Proceeds from Disposal of Capital Assets		8953	0.00	0.00	0.00	0.00	0.00	0.0%
Other Sources								
Transfers from Funds of Lapsed/Reorganized LEAs		8965	0.00	0.00	0.00	0.00	0.00	0.0%
Long-Term Debt Proceeds								
Proceeds from Certificates of Participation		8971	0.00	0.00	0.00	0.00	0.00	0.0%
Proceeds from Leases		8972	0.00	0.00	0.00	0.00	0.00	0.0%
Proceeds from Lease Revenue Bonds		8973	0.00	0.00	0.00	0.00	0.00	0.0%
All Other Financing Sources		8979	0.00	0.00	0.00	0.00	0.00	0.0%
(c) TOTAL, SOURCES			0.00	0.00	0.00	0.00	0.00	0.0%
USES								
Transfers of Funds from Lapsed/Reorganized LEAs		7651	0.00	0.00	0.00	0.00	0.00	0.0%
All Other Financing Uses		7699	0.00	0.00	0.00	0.00	0.00	0.0%
(d) TOTAL, USES			0.00	0.00	0.00	0.00	0.00	0.0%
CONTRIBUTIONS								
Contributions from Unrestricted Revenues		8980	0.00	0.00	0.00	0.00		
Contributions from Restricted Revenues		8990	0.00	0.00	0.00	0.00		
(e) TOTAL, CONTRIBUTIONS			0.00	0.00	0.00	0.00	0.00	0.0%
TOTAL, OTHER FINANCING SOURCES/USES (a - b + c - d + e)			0.00	0.00	0.00	0.00	0.00	0.0%

Description	Resource Codes	Object Codes	Original Budget (A)	Board Approved Operating Budget (B)	Actuals To Date (C)	Projected Year Totals (D)	Difference (Col B & D) (E)	% Diff Column B & D (F)
A. REVENUES								
1) LCFF Sources		8010-8099	0.00	0.00	0.00	0.00	0.00	0.0%
2) Federal Revenue		8100-8299	573,000.00	1,259,000.00	201,662.21	1,259,000.00	0.00	0.0%
3) Other State Revenue		8300-8599	35,109.00	79,109.00	15,317.97	79,109.00	0.00	0.0%
4) Other Local Revenue		8600-8799	4,066.00	4,066.00	(405.38)	4,066.00	0.00	0.0%
5) TOTAL, REVENUES			612,175.00	1,342,175.00	216,574.80	1,342,175.00		
B. EXPENDITURES								
1) Certificated Salaries		1000-1999	0.00	0.00	0.00	0.00	0.00	0.0%
2) Classified Salaries		2000-2999	253,387.00	253,387.00	73,090.59	253,387.00	0.00	0.0%
3) Employee Benefits		3000-3999	129,358.00	129,358.00	34,390.56	129,358.00	0.00	0.0%
4) Books and Supplies		4000-4999	176,234.00	596,234.00	76,963.02	611,234.00	(15,000.00)	-2.5%
5) Services and Other Operating Expenditures		5000-5999	14,369.00	15,369.00	5,000.15	15,369.00	0.00	0.0%
6) Capital Outlay		6000-6999	0.00	15,000.00	0.00	15,000.00	0.00	0.0%
7) Other Outgo (excluding Transfers of Indirect Costs)		7100-7299, 7400-7499	0.00	0.00	0.00	0.00	0.00	0.0%
8) Other Outgo - Transfers of Indirect Costs		7300-7399	35,000.00	35,000.00	0.00	35,000.00	0.00	0.0%
9) TOTAL, EXPENDITURES			608,348.00	1,044,348.00	189,444.32	1,059,348.00		
C. EXCESS (DEFICIENCY) OF REVENUES OVER EXPENDITURES BEFORE OTHER FINANCING SOURCES AND USES (A5 - B9)			3,827.00	297,827.00	27,130.48	282,827.00		
D. OTHER FINANCING SOURCES/USES								
1) Interfund Transfers								
a) Transfers In		8900-8929	0.00	0.00	0.00	0.00	0.00	0.0%
b) Transfers Out		7600-7629	0.00	0.00	0.00	0.00	0.00	0.0%
2) Other Sources/Uses								
a) Sources		8930-8979	0.00	0.00	0.00	0.00	0.00	0.0%
b) Uses		7630-7699	0.00	0.00	0.00	0.00	0.00	0.0%
3) Contributions		8980-8999	0.00	0.00	0.00	0.00	0.00	0.0%
4) TOTAL, OTHER FINANCING SOURCES/USES			0.00	0.00	0.00	0.00		

Description	Resource Codes	Object Codes	Original Budget (A)	Board Approved Operating Budget (B)	Actuals To Date (C)	Projected Year Totals (D)	Difference (Col B & D) (E)	% Diff Column B & D (F)
E. NET INCREASE (DECREASE) IN FUND BALANCE (C + D4)			3,827.00	297,827.00	27,130.48	282,827.00		
F. FUND BALANCE, RESERVES								
1) Beginning Fund Balance								
a) As of July 1 - Unaudited		9791	135,185.00	324,717.00		324,717.00	0.00	0.0%
b) Audit Adjustments		9793	0.00	0.00		0.00	0.00	0.0%
c) As of July 1 - Audited (F1a + F1b)			135,185.00	324,717.00		324,717.00		
d) Other Restatements		9795	0.00	0.00		0.00	0.00	0.0%
e) Adjusted Beginning Balance (F1c + F1d)			135,185.00	324,717.00		324,717.00		
2) Ending Balance, June 30 (E + F1e)			139,012.00	622,544.00		607,544.00		
Components of Ending Fund Balance								
a) Nonspendable								
Revolving Cash		9711	0.00	0.00		0.00		
Stores		9712	0.00	0.00		0.00		
Prepaid Items		9713	0.00	0.00		0.00		
All Others		9719	0.00	0.00		0.00		
b) Restricted		9740	139,012.00	622,544.00		607,544.00		
c) Committed								
Stabilization Arrangements		9750	0.00	0.00		0.00		
Other Commitments		9760	0.00	0.00		0.00		
d) Assigned								
Other Assignments		9780	0.00	0.00		0.00		
e) Unassigned/Unappropriated								
Reserve for Economic Uncertainties		9789	0.00	0.00		0.00		
Unassigned/Unappropriated Amount		9790	0.00	0.00		0.00		

Description	Resource Codes	Object Codes	Original Budget (A)	Board Approved Operating Budget (B)	Actuals To Date (C)	Projected Year Totals (D)	Difference (Col B & D) (E)	% Diff Column B & D (F)
FEDERAL REVENUE								
Child Nutrition Programs		8220	573,000.00	1,259,000.00	201,662.21	1,259,000.00	0.00	0.0%
Donated Food Commodities		8221	0.00	0.00	0.00	0.00	0.00	0.0%
All Other Federal Revenue		8290	0.00	0.00	0.00	0.00	0.00	0.0%
TOTAL, FEDERAL REVENUE			573,000.00	1,259,000.00	201,662.21	1,259,000.00	0.00	0.0%
OTHER STATE REVENUE								
Child Nutrition Programs		8520	35,109.00	79,109.00	15,317.97	79,109.00	0.00	0.0%
All Other State Revenue		8590	0.00	0.00	0.00	0.00	0.00	0.0%
TOTAL, OTHER STATE REVENUE			35,109.00	79,109.00	15,317.97	79,109.00	0.00	0.0%
OTHER LOCAL REVENUE								
Sales								
Sale of Equipment/Supplies		8631	0.00	0.00	0.00	0.00	0.00	0.0%
Food Service Sales		8634	0.00	0.00	(626.38)	0.00	0.00	0.0%
Leases and Rentals		8650	0.00	0.00	0.00	0.00	0.00	0.0%
Interest		8660	4,000.00	4,000.00	221.00	4,000.00	0.00	0.0%
Net Increase (Decrease) in the Fair Value of Investments		8662	0.00	0.00	0.00	0.00	0.00	0.0%
Fees and Contracts								
Interagency Services		8677	0.00	0.00	0.00	0.00	0.00	0.0%
Other Local Revenue								
All Other Local Revenue		8699	66.00	66.00	0.00	66.00	0.00	0.0%
TOTAL, OTHER LOCAL REVENUE			4,066.00	4,066.00	(405.38)	4,066.00	0.00	0.0%
TOTAL, REVENUES			612,175.00	1,342,175.00	216,574.80	1,342,175.00		

Description	Resource Codes	Object Codes	Original Budget (A)	Board Approved Operating Budget (B)	Actuals To Date (C)	Projected Year Totals (D)	Difference (Col B & D) (E)	% Diff Column B & D (F)
CERTIFICATED SALARIES								
Certificated Supervisors' and Administrators' Salaries		1300	0.00	0.00	0.00	0.00	0.00	0.0%
Other Certificated Salaries		1900	0.00	0.00	0.00	0.00	0.00	0.0%
TOTAL, CERTIFICATED SALARIES			0.00	0.00	0.00	0.00	0.00	0.0%
CLASSIFIED SALARIES								
Classified Support Salaries		2200	162,833.00	162,833.00	41,615.81	162,833.00	0.00	0.0%
Classified Supervisors' and Administrators' Salaries		2300	52,497.00	52,497.00	19,998.70	52,497.00	0.00	0.0%
Clerical, Technical and Office Salaries		2400	38,057.00	38,057.00	11,476.08	38,057.00	0.00	0.0%
Other Classified Salaries		2900	0.00	0.00	0.00	0.00	0.00	0.0%
TOTAL, CLASSIFIED SALARIES			253,387.00	253,387.00	73,090.59	253,387.00	0.00	0.0%
EMPLOYEE BENEFITS								
STRS		3101-3102	0.00	0.00	0.00	0.00	0.00	0.0%
PERS		3201-3202	55,262.00	55,262.00	15,751.69	55,262.00	0.00	0.0%
OASDI/Medicare/Alternative		3301-3302	17,793.00	17,793.00	5,095.07	17,793.00	0.00	0.0%
Health and Welfare Benefits		3401-3402	48,644.00	48,644.00	11,926.46	48,644.00	0.00	0.0%
Unemployment Insurance		3501-3502	3,117.00	3,117.00	365.46	3,117.00	0.00	0.0%
Workers' Compensation		3601-3602	4,542.00	4,542.00	1,251.88	4,542.00	0.00	0.0%
OPEB, Allocated		3701-3702	0.00	0.00	0.00	0.00	0.00	0.0%
OPEB, Active Employees		3751-3752	0.00	0.00	0.00	0.00	0.00	0.0%
Other Employee Benefits		3901-3902	0.00	0.00	0.00	0.00	0.00	0.0%
TOTAL, EMPLOYEE BENEFITS			129,358.00	129,358.00	34,390.56	129,358.00	0.00	0.0%
BOOKS AND SUPPLIES								
Books and Other Reference Materials		4200	35.00	35.00	0.00	35.00	0.00	0.0%
Materials and Supplies		4300	31,340.00	31,340.00	10,199.34	46,340.00	(15,000.00)	-47.9%
Noncapitalized Equipment		4400	0.00	0.00	0.00	0.00	0.00	0.0%
Food		4700	144,859.00	564,859.00	66,763.68	564,859.00	0.00	0.0%
TOTAL, BOOKS AND SUPPLIES			176,234.00	596,234.00	76,963.02	611,234.00	(15,000.00)	-2.5%

Description	Resource Codes	Object Codes	Original Budget (A)	Board Approved Operating Budget (B)	Actuals To Date (C)	Projected Year Totals (D)	Difference (Col B & D) (E)	% Diff Column B & D (F)
SERVICES AND OTHER OPERATING EXPENDITURES								
Subagreements for Services		5100	0.00	0.00	0.00	0.00	0.00	0.0%
Travel and Conferences		5200	560.00	560.00	0.00	560.00	0.00	0.0%
Dues and Memberships		5300	0.00	0.00	0.00	0.00	0.00	0.0%
Insurance		5400-5450	0.00	0.00	0.00	0.00	0.00	0.0%
Operations and Housekeeping Services		5500	0.00	0.00	0.00	0.00	0.00	0.0%
Rentals, Leases, Repairs, and Noncapitalized Improvements		5600	0.00	0.00	0.00	0.00	0.00	0.0%
Transfers of Direct Costs		5710	0.00	0.00	0.00	0.00	0.00	0.0%
Transfers of Direct Costs - Interfund		5750	0.00	0.00	0.00	0.00	0.00	0.0%
Professional/Consulting Services and Operating Expenditures		5800	12,567.00	13,567.00	5,000.15	13,567.00	0.00	0.0%
Communications		5900	1,242.00	1,242.00	0.00	1,242.00	0.00	0.0%
TOTAL, SERVICES AND OTHER OPERATING EXPENDITURES			14,369.00	15,369.00	5,000.15	15,369.00	0.00	0.0%
CAPITAL OUTLAY								
Buildings and Improvements of Buildings		6200	0.00	0.00	0.00	0.00	0.00	0.0%
Equipment		6400	0.00	15,000.00	0.00	15,000.00	0.00	0.0%
Equipment Replacement		6500	0.00	0.00	0.00	0.00	0.00	0.0%
Lease Assets		6600	0.00	0.00	0.00	0.00	0.00	0.0%
TOTAL, CAPITAL OUTLAY			0.00	15,000.00	0.00	15,000.00	0.00	0.0%
OTHER OUTGO (excluding Transfers of Indirect Costs)								
Debt Service								
Debt Service - Interest		7438	0.00	0.00	0.00	0.00	0.00	0.0%
Other Debt Service - Principal		7439	0.00	0.00	0.00	0.00	0.00	0.0%
TOTAL, OTHER OUTGO (excluding Transfers of Indirect Costs)			0.00	0.00	0.00	0.00	0.00	0.0%
OTHER OUTGO - TRANSFERS OF INDIRECT COSTS								
Transfers of Indirect Costs - Interfund		7350	35,000.00	35,000.00	0.00	35,000.00	0.00	0.0%
TOTAL, OTHER OUTGO - TRANSFERS OF INDIRECT COSTS			35,000.00	35,000.00	0.00	35,000.00	0.00	0.0%
TOTAL, EXPENDITURES			608,348.00	1,044,348.00	189,444.32	1,059,348.00		

Description	Resource Codes	Object Codes	Original Budget (A)	Board Approved Operating Budget (B)	Actuals To Date (C)	Projected Year Totals (D)	Difference (Col B & D) (E)	% Diff Column B & D (F)
INTERFUND TRANSFERS								
INTERFUND TRANSFERS IN								
From: General Fund		8916	0.00	0.00	0.00	0.00	0.00	0.0%
Other Authorized Interfund Transfers In		8919	0.00	0.00	0.00	0.00	0.00	0.0%
(a) TOTAL, INTERFUND TRANSFERS IN			0.00	0.00	0.00	0.00	0.00	0.0%
INTERFUND TRANSFERS OUT								
Other Authorized Interfund Transfers Out		7619	0.00	0.00	0.00	0.00	0.00	0.0%
(b) TOTAL, INTERFUND TRANSFERS OUT			0.00	0.00	0.00	0.00	0.00	0.0%
OTHER SOURCES/USES								
SOURCES								
Other Sources								
Transfers from Funds of Lapsed/Reorganized LEAs		8965	0.00	0.00	0.00	0.00	0.00	0.0%
Long-Term Debt Proceeds								
Proceeds from Leases		8972	0.00	0.00	0.00	0.00	0.00	0.0%
All Other Financing Sources		8979	0.00	0.00	0.00	0.00	0.00	0.0%
(c) TOTAL, SOURCES			0.00	0.00	0.00	0.00	0.00	0.0%
USES								
Transfers of Funds from Lapsed/Reorganized LEAs		7651	0.00	0.00	0.00	0.00	0.00	0.0%
All Other Financing Uses		7699	0.00	0.00	0.00	0.00	0.00	0.0%
(d) TOTAL, USES			0.00	0.00	0.00	0.00	0.00	0.0%
CONTRIBUTIONS								
Contributions from Unrestricted Revenues		8980	0.00	0.00	0.00	0.00	0.00	0.0%
Contributions from Restricted Revenues		8990	0.00	0.00	0.00	0.00	0.00	0.0%
(e) TOTAL, CONTRIBUTIONS			0.00	0.00	0.00	0.00	0.00	0.0%
TOTAL, OTHER FINANCING SOURCES/USES (a - b + c - d + e)			0.00	0.00	0.00	0.00		

Description	Resource Codes	Object Codes	Original Budget (A)	Board Approved Operating Budget (B)	Actuals To Date (C)	Projected Year Totals (D)	Difference (Col B & D) (E)	% Diff Column B & D (F)
A. REVENUES								
1) LCFF Sources		8010-8099	95,000.00	95,000.00	0.00	95,000.00	0.00	0.0%
2) Federal Revenue		8100-8299	0.00	0.00	0.00	0.00	0.00	0.0%
3) Other State Revenue		8300-8599	0.00	0.00	0.00	0.00	0.00	0.0%
4) Other Local Revenue		8600-8799	3,300.00	3,300.00	267.00	3,300.00	0.00	0.0%
5) TOTAL, REVENUES			98,300.00	98,300.00	267.00	98,300.00		
B. EXPENDITURES								
1) Certificated Salaries		1000-1999	0.00	0.00	0.00	0.00	0.00	0.0%
2) Classified Salaries		2000-2999	0.00	0.00	0.00	0.00	0.00	0.0%
3) Employee Benefits		3000-3999	0.00	0.00	0.00	0.00	0.00	0.0%
4) Books and Supplies		4000-4999	0.00	0.00	0.00	0.00	0.00	0.0%
5) Services and Other Operating Expenditures		5000-5999	0.00	0.00	0.00	0.00	0.00	0.0%
6) Capital Outlay		6000-6999	0.00	0.00	0.00	0.00	0.00	0.0%
7) Other Outgo (excluding Transfers of Indirect Costs)		7100-7299, 7400-7499	0.00	0.00	0.00	0.00	0.00	0.0%
8) Other Outgo - Transfers of Indirect Costs		7300-7399	0.00	0.00	0.00	0.00	0.00	0.0%
9) TOTAL, EXPENDITURES			0.00	0.00	0.00	0.00		
C. EXCESS (DEFICIENCY) OF REVENUES OVER EXPENDITURES BEFORE OTHER FINANCING SOURCES AND USES (A5 - B9)			98,300.00	98,300.00	267.00	98,300.00		
D. OTHER FINANCING SOURCES/USES								
1) Interfund Transfers								
a) Transfers In		8900-8929	0.00	0.00	0.00	0.00	0.00	0.0%
b) Transfers Out		7600-7629	0.00	0.00	0.00	0.00	0.00	0.0%
2) Other Sources/Uses								
a) Sources		8930-8979	0.00	0.00	0.00	0.00	0.00	0.0%
b) Uses		7630-7699	0.00	0.00	0.00	0.00	0.00	0.0%
3) Contributions		8980-8999	0.00	0.00	0.00	0.00	0.00	0.0%
4) TOTAL, OTHER FINANCING SOURCES/USES			0.00	0.00	0.00	0.00		

Description	Resource Codes	Object Codes	Original Budget (A)	Board Approved Operating Budget (B)	Actuals To Date (C)	Projected Year Totals (D)	Difference (Col B & D) (E)	% Diff Column B & D (F)
E. NET INCREASE (DECREASE) IN FUND BALANCE (C + D4)			98,300.00	98,300.00	267.00	98,300.00		
F. FUND BALANCE, RESERVES								
1) Beginning Fund Balance								
a) As of July 1 - Unaudited		9791	327,061.00	325,053.00		325,053.00	0.00	0.0%
b) Audit Adjustments		9793	0.00	0.00		0.00	0.00	0.0%
c) As of July 1 - Audited (F1a + F1b)			327,061.00	325,053.00		325,053.00		
d) Other Restatements		9795	0.00	0.00		0.00	0.00	0.0%
e) Adjusted Beginning Balance (F1c + F1d)			327,061.00	325,053.00		325,053.00		
2) Ending Balance, June 30 (E + F1e)			425,361.00	423,353.00		423,353.00		
Components of Ending Fund Balance								
a) Nonspendable								
Revolving Cash		9711	0.00	0.00		0.00		
Stores		9712	0.00	0.00		0.00		
Prepaid Items		9713	0.00	0.00		0.00		
All Others		9719	0.00	0.00		0.00		
b) Restricted		9740	0.00	0.00		0.00		
c) Committed								
Stabilization Arrangements		9750	0.00	0.00		0.00		
Other Commitments		9760	0.00	0.00		0.00		
d) Assigned								
Other Assignments		9780	425,361.00	423,353.00		423,353.00		
e) Unassigned/Unappropriated								
Reserve for Economic Uncertainties		9789	0.00	0.00		0.00		
Unassigned/Unappropriated Amount		9790	0.00	0.00		0.00		

Description	Resource Codes	Object Codes	Original Budget (A)	Board Approved Operating Budget (B)	Actuals To Date (C)	Projected Year Totals (D)	Difference (Col B & D) (E)	% Diff Column B & D (F)
LCFF SOURCES								
LCFF Transfers								
LCFF Transfers - Current Year		8091	95,000.00	95,000.00	0.00	95,000.00	0.00	0.0%
LCFF/Revenue Limit Transfers - Prior Years		8099	0.00	0.00	0.00	0.00	0.00	0.0%
TOTAL, LCFF SOURCES			95,000.00	95,000.00	0.00	95,000.00	0.00	0.0%
OTHER STATE REVENUE								
All Other State Revenue		8590	0.00	0.00	0.00	0.00	0.00	0.0%
TOTAL, OTHER STATE REVENUE			0.00	0.00	0.00	0.00	0.00	0.0%
OTHER LOCAL REVENUE								
Community Redevelopment Funds Not Subject to LCFF Deduction		8625	0.00	0.00	0.00	0.00	0.00	0.0%
Sales								
Sale of Equipment/Supplies		8631	0.00	0.00	0.00	0.00	0.00	0.0%
Interest		8660	3,300.00	3,300.00	267.00	3,300.00	0.00	0.0%
Net Increase (Decrease) in the Fair Value of Investments		8662	0.00	0.00	0.00	0.00	0.00	0.0%
Other Local Revenue								
All Other Local Revenue		8699	0.00	0.00	0.00	0.00	0.00	0.0%
All Other Transfers In from All Others		8799	0.00	0.00	0.00	0.00	0.00	0.0%
TOTAL, OTHER LOCAL REVENUE			3,300.00	3,300.00	267.00	3,300.00	0.00	0.0%
TOTAL, REVENUES			98,300.00	98,300.00	267.00	98,300.00		

Description	Resource Codes	Object Codes	Original Budget (A)	Board Approved Operating Budget (B)	Actuals To Date (C)	Projected Year Totals (D)	Difference (Col B & D) (E)	% Diff Column B & D (F)
CLASSIFIED SALARIES								
Classified Support Salaries		2200	0.00	0.00	0.00	0.00	0.00	0.0%
Other Classified Salaries		2900	0.00	0.00	0.00	0.00	0.00	0.0%
TOTAL, CLASSIFIED SALARIES			0.00	0.00	0.00	0.00	0.00	0.0%
EMPLOYEE BENEFITS								
STRS		3101-3102	0.00	0.00	0.00	0.00	0.00	0.0%
PERS		3201-3202	0.00	0.00	0.00	0.00	0.00	0.0%
OASDI/Medicare/Alternative		3301-3302	0.00	0.00	0.00	0.00	0.00	0.0%
Health and Welfare Benefits		3401-3402	0.00	0.00	0.00	0.00	0.00	0.0%
Unemployment Insurance		3501-3502	0.00	0.00	0.00	0.00	0.00	0.0%
Workers' Compensation		3601-3602	0.00	0.00	0.00	0.00	0.00	0.0%
OPEB, Allocated		3701-3702	0.00	0.00	0.00	0.00	0.00	0.0%
OPEB, Active Employees		3751-3752	0.00	0.00	0.00	0.00	0.00	0.0%
Other Employee Benefits		3901-3902	0.00	0.00	0.00	0.00	0.00	0.0%
TOTAL, EMPLOYEE BENEFITS			0.00	0.00	0.00	0.00	0.00	0.0%
BOOKS AND SUPPLIES								
Books and Other Reference Materials		4200	0.00	0.00	0.00	0.00	0.00	0.0%
Materials and Supplies		4300	0.00	0.00	0.00	0.00	0.00	0.0%
Noncapitalized Equipment		4400	0.00	0.00	0.00	0.00	0.00	0.0%
TOTAL, BOOKS AND SUPPLIES			0.00	0.00	0.00	0.00	0.00	0.0%
SERVICES AND OTHER OPERATING EXPENDITURES								
Subagreements for Services		5100	0.00	0.00	0.00	0.00	0.00	0.0%
Travel and Conferences		5200	0.00	0.00	0.00	0.00	0.00	0.0%
Rentals, Leases, Repairs, and Noncapitalized Improvements		5600	0.00	0.00	0.00	0.00	0.00	0.0%
Transfers of Direct Costs		5710	0.00	0.00	0.00	0.00	0.00	0.0%
Transfers of Direct Costs - Interfund		5750	0.00	0.00	0.00	0.00	0.00	0.0%
Professional/Consulting Services and Operating Expenditures		5800	0.00	0.00	0.00	0.00	0.00	0.0%
TOTAL, SERVICES AND OTHER OPERATING EXPENDITURES			0.00	0.00	0.00	0.00	0.00	0.0%
CAPITAL OUTLAY								
Land Improvements		6170	0.00	0.00	0.00	0.00	0.00	0.0%
Buildings and Improvements of Buildings		6200	0.00	0.00	0.00	0.00	0.00	0.0%
Equipment		6400	0.00	0.00	0.00	0.00	0.00	0.0%
Equipment Replacement		6500	0.00	0.00	0.00	0.00	0.00	0.0%
Lease Assets		6600	0.00	0.00	0.00	0.00	0.00	0.0%
TOTAL, CAPITAL OUTLAY			0.00	0.00	0.00	0.00	0.00	0.0%
OTHER OUTGO (excluding Transfers of Indirect Costs)								
Debt Service								
Debt Service - Interest		7438	0.00	0.00	0.00	0.00	0.00	0.0%
Other Debt Service - Principal		7439	0.00	0.00	0.00	0.00	0.00	0.0%
TOTAL, OTHER OUTGO (excluding Transfers of Indirect Costs)			0.00	0.00	0.00	0.00	0.00	0.0%
TOTAL, EXPENDITURES			0.00	0.00	0.00	0.00		

Description	Resource Codes	Object Codes	Original Budget (A)	Board Approved Operating Budget (B)	Actuals To Date (C)	Projected Year Totals (D)	Difference (Col B & D) (E)	% Diff Column B & D (F)
INTERFUND TRANSFERS								
INTERFUND TRANSFERS IN								
Other Authorized Interfund Transfers In		8919	0.00	0.00	0.00	0.00	0.00	0.0%
(a) TOTAL, INTERFUND TRANSFERS IN			0.00	0.00	0.00	0.00	0.00	0.0%
INTERFUND TRANSFERS OUT								
Other Authorized Interfund Transfers Out		7619	0.00	0.00	0.00	0.00	0.00	0.0%
(b) TOTAL, INTERFUND TRANSFERS OUT			0.00	0.00	0.00	0.00	0.00	0.0%
OTHER SOURCES/USES								
SOURCES								
Other Sources								
Transfers from Funds of Lapsed/Reorganized LEAs		8965	0.00	0.00	0.00	0.00	0.00	0.0%
Long-Term Debt Proceeds								
Proceeds from Leases		8972	0.00	0.00	0.00	0.00	0.00	0.0%
All Other Financing Sources		8979	0.00	0.00	0.00	0.00	0.00	0.0%
(c) TOTAL, SOURCES			0.00	0.00	0.00	0.00	0.00	0.0%
USES								
Transfers of Funds from Lapsed/Reorganized LEAs		7651	0.00	0.00	0.00	0.00	0.00	0.0%
All Other Financing Uses		7699	0.00	0.00	0.00	0.00	0.00	0.0%
(d) TOTAL, USES			0.00	0.00	0.00	0.00	0.00	0.0%
CONTRIBUTIONS								
Contributions from Unrestricted Revenues		8980	0.00	0.00	0.00	0.00	0.00	0.0%
Contributions from Restricted Revenues		8990	0.00	0.00	0.00	0.00	0.00	0.0%
(e) TOTAL, CONTRIBUTIONS			0.00	0.00	0.00	0.00	0.00	0.0%
TOTAL, OTHER FINANCING SOURCES/USES (a - b + c - d + e)			0.00	0.00	0.00	0.00		

Description	Resource Codes	Object Codes	Original Budget (A)	Board Approved Operating Budget (B)	Actuals To Date (C)	Projected Year Totals (D)	Difference (Col B & D) (E)	% Diff Column B & D (F)
A. REVENUES								
1) LCFF Sources		8010-8099	0.00	0.00	0.00	0.00	0.00	0.0%
2) Federal Revenue		8100-8299	0.00	0.00	0.00	0.00	0.00	0.0%
3) Other State Revenue		8300-8599	0.00	0.00	0.00	0.00	0.00	0.0%
4) Other Local Revenue		8600-8799	5,250.00	5,250.00	167.00	5,250.00	0.00	0.0%
5) TOTAL, REVENUES			5,250.00	5,250.00	167.00	5,250.00		
B. EXPENDITURES								
1) Certificated Salaries		1000-1999	0.00	0.00	0.00	0.00	0.00	0.0%
2) Classified Salaries		2000-2999	0.00	0.00	0.00	0.00	0.00	0.0%
3) Employee Benefits		3000-3999	0.00	0.00	0.00	0.00	0.00	0.0%
4) Books and Supplies		4000-4999	0.00	0.00	0.00	0.00	0.00	0.0%
5) Services and Other Operating Expenditures		5000-5999	0.00	0.00	0.00	0.00	0.00	0.0%
6) Capital Outlay		6000-6999	0.00	200,000.00	164,999.74	200,000.00	0.00	0.0%
7) Other Outgo (excluding Transfers of Indirect Costs)		7100-7299, 7400-7499	0.00	0.00	0.00	0.00	0.00	0.0%
8) Other Outgo - Transfers of Indirect Costs		7300-7399	0.00	0.00	0.00	0.00	0.00	0.0%
9) TOTAL, EXPENDITURES			0.00	200,000.00	164,999.74	200,000.00		
C. EXCESS (DEFICIENCY) OF REVENUES OVER EXPENDITURES BEFORE OTHER FINANCING SOURCES AND USES (A5 - B9)			5,250.00	(194,750.00)	(164,832.74)	(194,750.00)		
D. OTHER FINANCING SOURCES/USES								
1) Interfund Transfers								
a) Transfers In		8900-8929	0.00	0.00	0.00	0.00	0.00	0.0%
b) Transfers Out		7600-7629	0.00	0.00	0.00	0.00	0.00	0.0%
2) Other Sources/Uses								
a) Sources		8930-8979	0.00	0.00	0.00	0.00	0.00	0.0%
b) Uses		7630-7699	0.00	0.00	0.00	0.00	0.00	0.0%
3) Contributions		8980-8999	0.00	0.00	0.00	0.00	0.00	0.0%
4) TOTAL, OTHER FINANCING SOURCES/USES			0.00	0.00	0.00	0.00		

Description	Resource Codes	Object Codes	Original Budget (A)	Board Approved Operating Budget (B)	Actuals To Date (C)	Projected Year Totals (D)	Difference (Col B & D) (E)	% Diff Column B & D (F)
E. NET INCREASE (DECREASE) IN FUND BALANCE (C + D4)			5,250.00	(194,750.00)	(164,832.74)	(194,750.00)		
F. FUND BALANCE, RESERVES								
1) Beginning Fund Balance								
a) As of July 1 - Unaudited		9791	30,015.00	253,356.00		253,356.00	0.00	0.0%
b) Audit Adjustments		9793	0.00	0.00		0.00	0.00	0.0%
c) As of July 1 - Audited (F1a + F1b)			30,015.00	253,356.00		253,356.00		
d) Other Restatements		9795	0.00	0.00		0.00	0.00	0.0%
e) Adjusted Beginning Balance (F1c + F1d)			30,015.00	253,356.00		253,356.00		
2) Ending Balance, June 30 (E + F1e)			35,265.00	58,606.00		58,606.00		
Components of Ending Fund Balance								
a) Nonspendable								
Revolving Cash		9711	0.00	0.00		0.00		
Stores		9712	0.00	0.00		0.00		
Prepaid Items		9713	0.00	0.00		0.00		
All Others		9719	0.00	0.00		0.00		
b) Restricted		9740	35,265.00	58,606.00		58,606.00		
c) Committed								
Stabilization Arrangements		9750	0.00	0.00		0.00		
Other Commitments		9760	0.00	0.00		0.00		
d) Assigned								
Other Assignments		9780	0.00	0.00		0.00		
e) Unassigned/Unappropriated								
Reserve for Economic Uncertainties		9789	0.00	0.00		0.00		
Unassigned/Unappropriated Amount		9790	0.00	0.00		0.00		

Description	Resource Codes	Object Codes	Original Budget (A)	Board Approved Operating Budget (B)	Actuals To Date (C)	Projected Year Totals (D)	Difference (Col B & D) (E)	% Diff Column B & D (F)
OTHER STATE REVENUE								
All Other State Apportionments - Current Year		8311	0.00	0.00	0.00	0.00	0.00	0.0%
All Other State Apportionments - Prior Years		8319	0.00	0.00	0.00	0.00	0.00	0.0%
All Other State Revenue		8590	0.00	0.00	0.00	0.00	0.00	0.0%
TOTAL, OTHER STATE REVENUE			0.00	0.00	0.00	0.00	0.00	0.0%
OTHER LOCAL REVENUE								
Sales								
Sale of Equipment/Supplies		8631	0.00	0.00	0.00	0.00	0.00	0.0%
Interest		8660	5,250.00	5,250.00	167.00	5,250.00	0.00	0.0%
Net Increase (Decrease) in the Fair Value of Investments		8662	0.00	0.00	0.00	0.00	0.00	0.0%
Other Transfers of Apportionments								
From Districts or Charter Schools		8791	0.00	0.00	0.00	0.00	0.00	0.0%
From County Offices		8792	0.00	0.00	0.00	0.00	0.00	0.0%
From JPAs		8793	0.00	0.00	0.00	0.00	0.00	0.0%
All Other Transfers In from All Others		8799	0.00	0.00	0.00	0.00	0.00	0.0%
TOTAL, OTHER LOCAL REVENUE			5,250.00	5,250.00	167.00	5,250.00	0.00	0.0%
TOTAL, REVENUES			5,250.00	5,250.00	167.00	5,250.00		

Description	Resource Codes	Object Codes	Original Budget (A)	Board Approved Operating Budget (B)	Actuals To Date (C)	Projected Year Totals (D)	Difference (Col B & D) (E)	% Diff Column B & D (F)
CLASSIFIED SALARIES								
Classified Support Salaries		2200	0.00	0.00	0.00	0.00	0.00	0.0%
TOTAL, CLASSIFIED SALARIES			0.00	0.00	0.00	0.00	0.00	0.0%
EMPLOYEE BENEFITS								
STRS		3101-3102	0.00	0.00	0.00	0.00	0.00	0.0%
PERS		3201-3202	0.00	0.00	0.00	0.00	0.00	0.0%
OASDI/Medicare/Alternative		3301-3302	0.00	0.00	0.00	0.00	0.00	0.0%
Health and Welfare Benefits		3401-3402	0.00	0.00	0.00	0.00	0.00	0.0%
Unemployment Insurance		3501-3502	0.00	0.00	0.00	0.00	0.00	0.0%
Workers' Compensation		3601-3602	0.00	0.00	0.00	0.00	0.00	0.0%
OPEB, Allocated		3701-3702	0.00	0.00	0.00	0.00	0.00	0.0%
OPEB, Active Employees		3751-3752	0.00	0.00	0.00	0.00	0.00	0.0%
Other Employee Benefits		3901-3902	0.00	0.00	0.00	0.00	0.00	0.0%
TOTAL, EMPLOYEE BENEFITS			0.00	0.00	0.00	0.00	0.00	0.0%
BOOKS AND SUPPLIES								
Books and Other Reference Materials		4200	0.00	0.00	0.00	0.00	0.00	0.0%
Materials and Supplies		4300	0.00	0.00	0.00	0.00	0.00	0.0%
Noncapitalized Equipment		4400	0.00	0.00	0.00	0.00	0.00	0.0%
TOTAL, BOOKS AND SUPPLIES			0.00	0.00	0.00	0.00	0.00	0.0%
SERVICES AND OTHER OPERATING EXPENDITURES								
Subagreements for Services		5100	0.00	0.00	0.00	0.00	0.00	0.0%
Rentals, Leases, Repairs, and Noncapitalized Improvements		5600	0.00	0.00	0.00	0.00	0.00	0.0%
Transfers of Direct Costs - Interfund		5750	0.00	0.00	0.00	0.00	0.00	0.0%
Professional/Consulting Services and Operating Expenditures		5800	0.00	0.00	0.00	0.00	0.00	0.0%
TOTAL, SERVICES AND OTHER OPERATING EXPENDITURES			0.00	0.00	0.00	0.00	0.00	0.0%
CAPITAL OUTLAY								
Equipment		6400	0.00	200,000.00	164,999.74	200,000.00	0.00	0.0%
Equipment Replacement		6500	0.00	0.00	0.00	0.00	0.00	0.0%
Lease Assets		6600	0.00	0.00	0.00	0.00	0.00	0.0%
TOTAL, CAPITAL OUTLAY			0.00	200,000.00	164,999.74	200,000.00	0.00	0.0%
OTHER OUTGO (excluding Transfers of Indirect Costs)								
Debt Service								
Debt Service - Interest		7438	0.00	0.00	0.00	0.00	0.00	0.0%
Other Debt Service - Principal		7439	0.00	0.00	0.00	0.00	0.00	0.0%
TOTAL, OTHER OUTGO (excluding Transfers of Indirect Costs)			0.00	0.00	0.00	0.00	0.00	0.0%
TOTAL, EXPENDITURES			0.00	200,000.00	164,999.74	200,000.00		

Description	Resource Codes	Object Codes	Original Budget (A)	Board Approved Operating Budget (B)	Actuals To Date (C)	Projected Year Totals (D)	Difference (Col B & D) (E)	% Diff Column B & D (F)
INTERFUND TRANSFERS								
INTERFUND TRANSFERS IN								
Other Authorized Interfund Transfers In		8919	0.00	0.00	0.00	0.00	0.00	0.0%
(a) TOTAL, INTERFUND TRANSFERS IN			0.00	0.00	0.00	0.00	0.00	0.0%
INTERFUND TRANSFERS OUT								
Other Authorized Interfund Transfers Out		7619	0.00	0.00	0.00	0.00	0.00	0.0%
(b) TOTAL, INTERFUND TRANSFERS OUT			0.00	0.00	0.00	0.00	0.00	0.0%
OTHER SOURCES/USES								
SOURCES								
Other Sources								
Transfers from Funds of Lapsed/Reorganized LEAs		8965	0.00	0.00	0.00	0.00	0.00	0.0%
Long-Term Debt Proceeds								
Proceeds from Leases		8972	0.00	0.00	0.00	0.00	0.00	0.0%
(c) TOTAL, SOURCES			0.00	0.00	0.00	0.00	0.00	0.0%
USES								
Transfers of Funds from Lapsed/Reorganized LEAs		7651	0.00	0.00	0.00	0.00	0.00	0.0%
(d) TOTAL, USES			0.00	0.00	0.00	0.00	0.00	0.0%
CONTRIBUTIONS								
Contributions from Unrestricted Revenues		8980	0.00	0.00	0.00	0.00	0.00	0.0%
Contributions from Restricted Revenues		8990	0.00	0.00	0.00	0.00	0.00	0.0%
(e) TOTAL, CONTRIBUTIONS			0.00	0.00	0.00	0.00	0.00	0.0%
TOTAL, OTHER FINANCING SOURCES/USES (a - b + c - d + e)			0.00	0.00	0.00	0.00		

Description	Resource Codes	Object Codes	Original Budget (A)	Board Approved Operating Budget (B)	Actuals To Date (C)	Projected Year Totals (D)	Difference (Col B & D) (E)	% Diff Column B & D (F)
A. REVENUES								
1) LCFF Sources		8010-8099	0.00	0.00	0.00	0.00	0.00	0.0%
2) Federal Revenue		8100-8299	0.00	0.00	0.00	0.00	0.00	0.0%
3) Other State Revenue		8300-8599	0.00	0.00	0.00	0.00	0.00	0.0%
4) Other Local Revenue		8600-8799	0.00	0.00	3.00	0.00	0.00	0.0%
5) TOTAL, REVENUES			0.00	0.00	3.00	0.00		
B. EXPENDITURES								
1) Certificated Salaries		1000-1999	0.00	0.00	0.00	0.00	0.00	0.0%
2) Classified Salaries		2000-2999	0.00	0.00	0.00	0.00	0.00	0.0%
3) Employee Benefits		3000-3999	0.00	0.00	0.00	0.00	0.00	0.0%
4) Books and Supplies		4000-4999	0.00	0.00	0.00	0.00	0.00	0.0%
5) Services and Other Operating Expenditures		5000-5999	0.00	1,050.00	1,050.00	1,050.00	0.00	0.0%
6) Capital Outlay		6000-6999	0.00	0.00	0.00	0.00	0.00	0.0%
7) Other Outgo (excluding Transfers of Indirect Costs)		7100-7299, 7400-7499	0.00	0.00	0.00	0.00	0.00	0.0%
8) Other Outgo - Transfers of Indirect Costs		7300-7399	0.00	0.00	0.00	0.00	0.00	0.0%
9) TOTAL, EXPENDITURES			0.00	1,050.00	1,050.00	1,050.00		
C. EXCESS (DEFICIENCY) OF REVENUES OVER EXPENDITURES BEFORE OTHER FINANCING SOURCES AND USES (A5 - B9)			0.00	(1,050.00)	(1,047.00)	(1,050.00)		
D. OTHER FINANCING SOURCES/USES								
1) Interfund Transfers								
a) Transfers In		8900-8929	0.00	0.00	0.00	0.00	0.00	0.0%
b) Transfers Out		7600-7629	0.00	0.00	0.00	0.00	0.00	0.0%
2) Other Sources/Uses								
a) Sources		8930-8979	0.00	0.00	0.00	0.00	0.00	0.0%
b) Uses		7630-7699	0.00	0.00	0.00	0.00	0.00	0.0%
3) Contributions		8980-8999	0.00	0.00	0.00	0.00	0.00	0.0%
4) TOTAL, OTHER FINANCING SOURCES/USES			0.00	0.00	0.00	0.00		

Description	Resource Codes	Object Codes	Original Budget (A)	Board Approved Operating Budget (B)	Actuals To Date (C)	Projected Year Totals (D)	Difference (Col B & D) (E)	% Diff Column B & D (F)
E. NET INCREASE (DECREASE) IN FUND BALANCE (C + D4)			0.00	(1,050.00)	(1,047.00)	(1,050.00)		
F. FUND BALANCE, RESERVES								
1) Beginning Fund Balance								
a) As of July 1 - Unaudited		9791	0.00	5,000.00		5,000.00	0.00	0.0%
b) Audit Adjustments		9793	0.00	0.00		0.00	0.00	0.0%
c) As of July 1 - Audited (F1a + F1b)			0.00	5,000.00		5,000.00		
d) Other Restatements		9795	0.00	0.00		0.00	0.00	0.0%
e) Adjusted Beginning Balance (F1c + F1d)			0.00	5,000.00		5,000.00		
2) Ending Balance, June 30 (E + F1e)			0.00	3,950.00		3,950.00		
Components of Ending Fund Balance								
a) Nonspendable								
Revolving Cash		9711	0.00	0.00		0.00		
Stores		9712	0.00	0.00		0.00		
Prepaid Items		9713	0.00	0.00		0.00		
All Others		9719	0.00	0.00		0.00		
b) Legally Restricted Balance		9740	0.00	3,950.00		3,950.00		
c) Committed								
Stabilization Arrangements		9750	0.00	0.00		0.00		
Other Commitments		9760	0.00	0.00		0.00		
d) Assigned								
Other Assignments		9780	0.00	0.00		0.00		
e) Unassigned/Unappropriated								
Reserve for Economic Uncertainties		9789	0.00	0.00		0.00		
Unassigned/Unappropriated Amount		9790	0.00	0.00		0.00		

Description	Resource Codes	Object Codes	Original Budget (A)	Board Approved Operating Budget (B)	Actuals To Date (C)	Projected Year Totals (D)	Difference (Col B & D) (E)	% Diff Column B & D (F)
FEDERAL REVENUE								
FEMA		8281	0.00	0.00	0.00	0.00	0.00	0.0%
All Other Federal Revenue		8290	0.00	0.00	0.00	0.00	0.00	0.0%
TOTAL, FEDERAL REVENUE			0.00	0.00	0.00	0.00	0.00	0.0%
OTHER STATE REVENUE								
Tax Relief Subventions Restricted Levies - Other								
Homeowners' Exemptions		8575	0.00	0.00	0.00	0.00	0.00	0.0%
Other Subventions/In-Lieu Taxes		8576	0.00	0.00	0.00	0.00	0.00	0.0%
All Other State Revenue		8590	0.00	0.00	0.00	0.00	0.00	0.0%
TOTAL, OTHER STATE REVENUE			0.00	0.00	0.00	0.00	0.00	0.0%
OTHER LOCAL REVENUE								
County and District Taxes								
Other Restricted Levies Secured Roll		8615	0.00	0.00	0.00	0.00	0.00	0.0%
Unsecured Roll		8616	0.00	0.00	0.00	0.00	0.00	0.0%
Prior Years' Taxes		8617	0.00	0.00	0.00	0.00	0.00	0.0%
Supplemental Taxes		8618	0.00	0.00	0.00	0.00	0.00	0.0%
Non-Ad Valorem Taxes Parcel Taxes		8621	0.00	0.00	0.00	0.00	0.00	0.0%
Other		8622	0.00	0.00	0.00	0.00	0.00	0.0%
Community Redevelopment Funds Not Subject to LCFF Deduction		8625	0.00	0.00	0.00	0.00	0.00	0.0%
Penalties and Interest from Delinquent Non-LCFF Taxes		8629	0.00	0.00	0.00	0.00	0.00	0.0%
Sales Sale of Equipment/Supplies		8631	0.00	0.00	0.00	0.00	0.00	0.0%
Leases and Rentals		8650	0.00	0.00	0.00	0.00	0.00	0.0%
Interest		8660	0.00	0.00	3.00	0.00	0.00	0.0%
Net Increase (Decrease) in the Fair Value of Investments		8662	0.00	0.00	0.00	0.00	0.00	0.0%
Other Local Revenue								
All Other Local Revenue		8699	0.00	0.00	0.00	0.00	0.00	0.0%
All Other Transfers In from All Others		8799	0.00	0.00	0.00	0.00	0.00	0.0%
TOTAL, OTHER LOCAL REVENUE			0.00	0.00	3.00	0.00	0.00	0.0%
TOTAL, REVENUES			0.00	0.00	3.00	0.00		

Description	Resource Codes	Object Codes	Original Budget (A)	Board Approved Operating Budget (B)	Actuals To Date (C)	Projected Year Totals (D)	Difference (Col B & D) (E)	% Diff Column B & D (F)
CLASSIFIED SALARIES								
Classified Support Salaries		2200	0.00	0.00	0.00	0.00	0.00	0.0%
Classified Supervisors' and Administrators' Salaries		2300	0.00	0.00	0.00	0.00	0.00	0.0%
Clerical, Technical and Office Salaries		2400	0.00	0.00	0.00	0.00	0.00	0.0%
Other Classified Salaries		2900	0.00	0.00	0.00	0.00	0.00	0.0%
TOTAL, CLASSIFIED SALARIES			0.00	0.00	0.00	0.00	0.00	0.0%
EMPLOYEE BENEFITS								
STRS		3101-3102	0.00	0.00	0.00	0.00	0.00	0.0%
PERS		3201-3202	0.00	0.00	0.00	0.00	0.00	0.0%
OASDI/Medicare/Alternative		3301-3302	0.00	0.00	0.00	0.00	0.00	0.0%
Health and Welfare Benefits		3401-3402	0.00	0.00	0.00	0.00	0.00	0.0%
Unemployment Insurance		3501-3502	0.00	0.00	0.00	0.00	0.00	0.0%
Workers' Compensation		3601-3602	0.00	0.00	0.00	0.00	0.00	0.0%
OPEB, Allocated		3701-3702	0.00	0.00	0.00	0.00	0.00	0.0%
OPEB, Active Employees		3751-3752	0.00	0.00	0.00	0.00	0.00	0.0%
Other Employee Benefits		3901-3902	0.00	0.00	0.00	0.00	0.00	0.0%
TOTAL, EMPLOYEE BENEFITS			0.00	0.00	0.00	0.00	0.00	0.0%
BOOKS AND SUPPLIES								
Books and Other Reference Materials		4200	0.00	0.00	0.00	0.00	0.00	0.0%
Materials and Supplies		4300	0.00	0.00	0.00	0.00	0.00	0.0%
Noncapitalized Equipment		4400	0.00	0.00	0.00	0.00	0.00	0.0%
TOTAL, BOOKS AND SUPPLIES			0.00	0.00	0.00	0.00	0.00	0.0%
SERVICES AND OTHER OPERATING EXPENDITURES								
Subagreements for Services		5100	0.00	0.00	0.00	0.00	0.00	0.0%
Travel and Conferences		5200	0.00	0.00	0.00	0.00	0.00	0.0%
Insurance		5400-5450	0.00	0.00	0.00	0.00	0.00	0.0%
Operations and Housekeeping Services		5500	0.00	0.00	0.00	0.00	0.00	0.0%
Rentals, Leases, Repairs, and Noncapitalized Improvements		5600	0.00	0.00	0.00	0.00	0.00	0.0%
Transfers of Direct Costs		5710	0.00	0.00	0.00	0.00	0.00	0.0%
Transfers of Direct Costs - Interfund		5750	0.00	0.00	0.00	0.00	0.00	0.0%
Professional/Consulting Services and Operating Expenditures		5800	0.00	1,050.00	1,050.00	1,050.00	0.00	0.0%
Communications		5900	0.00	0.00	0.00	0.00	0.00	0.0%
TOTAL, SERVICES AND OTHER OPERATING EXPENDITURES			0.00	1,050.00	1,050.00	1,050.00	0.00	0.0%

Description	Resource Codes	Object Codes	Original Budget (A)	Board Approved Operating Budget (B)	Actuals To Date (C)	Projected Year Totals (D)	Difference (Col B & D) (E)	% Diff Column B & D (F)
CAPITAL OUTLAY								
Land		6100	0.00	0.00	0.00	0.00	0.00	0.0%
Land Improvements		6170	0.00	0.00	0.00	0.00	0.00	0.0%
Buildings and Improvements of Buildings		6200	0.00	0.00	0.00	0.00	0.00	0.0%
Books and Media for New School Libraries or Major Expansion of School Libraries		6300	0.00	0.00	0.00	0.00	0.00	0.0%
Equipment		6400	0.00	0.00	0.00	0.00	0.00	0.0%
Equipment Replacement		6500	0.00	0.00	0.00	0.00	0.00	0.0%
Lease Assets		6600	0.00	0.00	0.00	0.00	0.00	0.0%
TOTAL, CAPITAL OUTLAY			0.00	0.00	0.00	0.00	0.00	0.0%
OTHER OUTGO (excluding Transfers of Indirect Costs)								
Other Transfers Out								
All Other Transfers Out to All Others		7299	0.00	0.00	0.00	0.00	0.00	0.0%
Debt Service								
Repayment of State School Building Fund Aid - Proceeds from Bonds		7435	0.00	0.00	0.00	0.00	0.00	0.0%
Debt Service - Interest		7438	0.00	0.00	0.00	0.00	0.00	0.0%
Other Debt Service - Principal		7439	0.00	0.00	0.00	0.00	0.00	0.0%
TOTAL, OTHER OUTGO (excluding Transfers of Indirect Costs)			0.00	0.00	0.00	0.00	0.00	0.0%
TOTAL, EXPENDITURES			0.00	1,050.00	1,050.00	1,050.00		

Description	Resource Codes	Object Codes	Original Budget (A)	Board Approved Operating Budget (B)	Actuals To Date (C)	Projected Year Totals (D)	Difference (Col B & D) (E)	% Diff Column B & D (F)
INTERFUND TRANSFERS								
INTERFUND TRANSFERS IN								
Other Authorized Interfund Transfers In		8919	0.00	0.00	0.00	0.00	0.00	0.0%
(a) TOTAL, INTERFUND TRANSFERS IN			0.00	0.00	0.00	0.00	0.00	0.0%
INTERFUND TRANSFERS OUT								
To: State School Building Fund/ County School Facilities Fund		7613	0.00	0.00	0.00	0.00	0.00	0.0%
Other Authorized Interfund Transfers Out		7619	0.00	0.00	0.00	0.00	0.00	0.0%
(b) TOTAL, INTERFUND TRANSFERS OUT			0.00	0.00	0.00	0.00	0.00	0.0%
OTHER SOURCES/USES								
SOURCES								
Proceeds								
Proceeds from Sale of Bonds		8951	0.00	0.00	0.00	0.00	0.00	0.0%
Proceeds from Disposal of Capital Assets		8953	0.00	0.00	0.00	0.00	0.00	0.0%
Other Sources								
County School Building Aid		8961	0.00	0.00	0.00	0.00	0.00	0.0%
Transfers from Funds of Lapsed/Reorganized LEAs		8965	0.00	0.00	0.00	0.00	0.00	0.0%
Long-Term Debt Proceeds								
Proceeds from Certificates of Participation		8971	0.00	0.00	0.00	0.00	0.00	0.0%
Proceeds from Leases		8972	0.00	0.00	0.00	0.00	0.00	0.0%
Proceeds from Lease Revenue Bonds		8973	0.00	0.00	0.00	0.00	0.00	0.0%
All Other Financing Sources		8979	0.00	0.00	0.00	0.00	0.00	0.0%
(c) TOTAL, SOURCES			0.00	0.00	0.00	0.00	0.00	0.0%
USES								
Transfers of Funds from Lapsed/Reorganized LEAs		7651	0.00	0.00	0.00	0.00	0.00	0.0%
All Other Financing Uses		7699	0.00	0.00	0.00	0.00	0.00	0.0%
(d) TOTAL, USES			0.00	0.00	0.00	0.00	0.00	0.0%
CONTRIBUTIONS								
Contributions from Unrestricted Revenues		8980	0.00	0.00	0.00	0.00	0.00	0.0%
Contributions from Restricted Revenues		8990	0.00	0.00	0.00	0.00	0.00	0.0%
(e) TOTAL, CONTRIBUTIONS			0.00	0.00	0.00	0.00	0.00	0.0%
TOTAL, OTHER FINANCING SOURCES/USES (a - b + c - d + e)			0.00	0.00	0.00	0.00		

Description	Resource Codes	Object Codes	Original Budget (A)	Board Approved Operating Budget (B)	Actuals To Date (C)	Projected Year Totals (D)	Difference (Col B & D) (E)	% Diff Column B & D (F)
A. REVENUES								
1) LCFF Sources		8010-8099	0.00	0.00	0.00	0.00	0.00	0.0%
2) Federal Revenue		8100-8299	0.00	0.00	0.00	0.00	0.00	0.0%
3) Other State Revenue		8300-8599	0.00	0.00	0.00	0.00	0.00	0.0%
4) Other Local Revenue		8600-8799	7,147,590.00	7,147,590.00	252,813.56	7,147,590.00	0.00	0.0%
5) TOTAL, REVENUES			7,147,590.00	7,147,590.00	252,813.56	7,147,590.00		
B. EXPENDITURES								
1) Certificated Salaries		1000-1999	0.00	0.00	0.00	0.00	0.00	0.0%
2) Classified Salaries		2000-2999	0.00	0.00	0.00	0.00	0.00	0.0%
3) Employee Benefits		3000-3999	0.00	0.00	0.00	0.00	0.00	0.0%
4) Books and Supplies		4000-4999	0.00	0.00	0.00	0.00	0.00	0.0%
5) Services and Other Operating Expenditures		5000-5999	0.00	25,000.00	201.50	25,000.00	0.00	0.0%
6) Capital Outlay		6000-6999	2,797,208.00	3,072,208.00	488,041.82	3,072,208.00	0.00	0.0%
7) Other Outgo (excluding Transfers of Indirect Costs)		7100-7299, 7400-7499	0.00	0.00	0.00	0.00	0.00	0.0%
8) Other Outgo - Transfers of Indirect Costs		7300-7399	0.00	0.00	0.00	0.00	0.00	0.0%
9) TOTAL, EXPENDITURES			2,797,208.00	3,097,208.00	488,243.32	3,097,208.00		
C. EXCESS (DEFICIENCY) OF REVENUES OVER EXPENDITURES BEFORE OTHER FINANCING SOURCES AND USES (A5 - B9)			4,350,382.00	4,050,382.00	(235,429.76)	4,050,382.00		
D. OTHER FINANCING SOURCES/USES								
1) Interfund Transfers								
a) Transfers In		8900-8929	0.00	0.00	0.00	0.00	0.00	0.0%
b) Transfers Out		7600-7629	0.00	0.00	0.00	0.00	0.00	0.0%
2) Other Sources/Uses								
a) Sources		8930-8979	0.00	0.00	0.00	0.00	0.00	0.0%
b) Uses		7630-7699	0.00	0.00	0.00	0.00	0.00	0.0%
3) Contributions		8980-8999	0.00	0.00	0.00	0.00	0.00	0.0%
4) TOTAL, OTHER FINANCING SOURCES/USES			0.00	0.00	0.00	0.00		

Description	Resource Codes	Object Codes	Original Budget (A)	Board Approved Operating Budget (B)	Actuals To Date (C)	Projected Year Totals (D)	Difference (Col B & D) (E)	% Diff Column B & D (F)
E. NET INCREASE (DECREASE) IN FUND BALANCE (C + D4)			4,350,382.00	4,050,382.00	(235,429.76)	4,050,382.00		
F. FUND BALANCE, RESERVES								
1) Beginning Fund Balance								
a) As of July 1 - Unaudited		9791	30,903,201.00	33,168,555.00		33,168,555.00	0.00	0.0%
b) Audit Adjustments		9793	0.00	0.00		0.00	0.00	0.0%
c) As of July 1 - Audited (F1a + F1b)			30,903,201.00	33,168,555.00		33,168,555.00		
d) Other Restatements		9795	0.00	0.00		0.00	0.00	0.0%
e) Adjusted Beginning Balance (F1c + F1d)			30,903,201.00	33,168,555.00		33,168,555.00		
2) Ending Balance, June 30 (E + F1e)			35,253,583.00	37,218,937.00		37,218,937.00		
Components of Ending Fund Balance								
a) Nonspendable								
Revolving Cash		9711	0.00	0.00		0.00		
Stores		9712	0.00	0.00		0.00		
Prepaid Items		9713	0.00	0.00		0.00		
All Others		9719	0.00	0.00		0.00		
b) Legally Restricted Balance		9740	35,253,583.00	37,218,937.00		37,218,937.00		
c) Committed								
Stabilization Arrangements		9750	0.00	0.00		0.00		
Other Commitments		9760	0.00	0.00		0.00		
d) Assigned								
Other Assignments		9780	0.00	0.00		0.00		
e) Unassigned/Unappropriated								
Reserve for Economic Uncertainties		9789	0.00	0.00		0.00		
Unassigned/Unappropriated Amount		9790	0.00	0.00		0.00		

Description	Resource Codes	Object Codes	Original Budget (A)	Board Approved Operating Budget (B)	Actuals To Date (C)	Projected Year Totals (D)	Difference (Col B & D) (E)	% Diff Column B & D (F)
OTHER STATE REVENUE								
Tax Relief Subventions								
Restricted Levies - Other								
Homeowners' Exemptions		8575	0.00	0.00	0.00	0.00	0.00	0.0%
Other Subventions/In-Lieu Taxes		8576	0.00	0.00	0.00	0.00	0.00	0.0%
All Other State Revenue		8590	0.00	0.00	0.00	0.00	0.00	0.0%
TOTAL, OTHER STATE REVENUE			0.00	0.00	0.00	0.00	0.00	0.0%
OTHER LOCAL REVENUE								
County and District Taxes								
Other Restricted Levies								
Secured Roll		8615	0.00	0.00	0.00	0.00	0.00	0.0%
Unsecured Roll		8616	0.00	0.00	0.00	0.00	0.00	0.0%
Prior Years' Taxes		8617	0.00	0.00	0.00	0.00	0.00	0.0%
Supplemental Taxes		8618	0.00	0.00	0.00	0.00	0.00	0.0%
Non-Ad Valorem Taxes								
Parcel Taxes		8621	0.00	0.00	0.00	0.00	0.00	0.0%
Other		8622	0.00	0.00	0.00	0.00	0.00	0.0%
Community Redevelopment Funds								
Not Subject to LCFF Deduction		8625	0.00	0.00	0.00	0.00	0.00	0.0%
Penalties and Interest from Delinquent								
Non-LCFF Taxes		8629	0.00	0.00	0.00	0.00	0.00	0.0%
Sales								
Sale of Equipment/Supplies		8631	0.00	0.00	0.00	0.00	0.00	0.0%
Interest		8660	115,326.00	115,326.00	26,889.00	115,326.00	0.00	0.0%
Net Increase (Decrease) in the Fair Value of Investments		8662	0.00	0.00	0.00	0.00	0.00	0.0%
Fees and Contracts								
Mitigation/Developer Fees		8681	7,032,264.00	7,032,264.00	225,924.56	7,032,264.00	0.00	0.0%
Other Local Revenue								
All Other Local Revenue		8699	0.00	0.00	0.00	0.00	0.00	0.0%
All Other Transfers In from All Others		8799	0.00	0.00	0.00	0.00	0.00	0.0%
TOTAL, OTHER LOCAL REVENUE			7,147,590.00	7,147,590.00	252,813.56	7,147,590.00	0.00	0.0%
TOTAL, REVENUES			7,147,590.00	7,147,590.00	252,813.56	7,147,590.00		

Description	Resource Codes	Object Codes	Original Budget (A)	Board Approved Operating Budget (B)	Actuals To Date (C)	Projected Year Totals (D)	Difference (Col B & D) (E)	% Diff Column B & D (F)
CERTIFICATED SALARIES								
Other Certificated Salaries		1900	0.00	0.00	0.00	0.00	0.00	0.0%
TOTAL, CERTIFICATED SALARIES			0.00	0.00	0.00	0.00	0.00	0.0%
CLASSIFIED SALARIES								
Classified Support Salaries		2200	0.00	0.00	0.00	0.00	0.00	0.0%
Classified Supervisors' and Administrators' Salaries		2300	0.00	0.00	0.00	0.00	0.00	0.0%
Clerical, Technical and Office Salaries		2400	0.00	0.00	0.00	0.00	0.00	0.0%
Other Classified Salaries		2900	0.00	0.00	0.00	0.00	0.00	0.0%
TOTAL, CLASSIFIED SALARIES			0.00	0.00	0.00	0.00	0.00	0.0%
EMPLOYEE BENEFITS								
STRS		3101-3102	0.00	0.00	0.00	0.00	0.00	0.0%
PERS		3201-3202	0.00	0.00	0.00	0.00	0.00	0.0%
OASDI/Medicare/Alternative		3301-3302	0.00	0.00	0.00	0.00	0.00	0.0%
Health and Welfare Benefits		3401-3402	0.00	0.00	0.00	0.00	0.00	0.0%
Unemployment Insurance		3501-3502	0.00	0.00	0.00	0.00	0.00	0.0%
Workers' Compensation		3601-3602	0.00	0.00	0.00	0.00	0.00	0.0%
OPEB, Allocated		3701-3702	0.00	0.00	0.00	0.00	0.00	0.0%
OPEB, Active Employees		3751-3752	0.00	0.00	0.00	0.00	0.00	0.0%
Other Employee Benefits		3901-3902	0.00	0.00	0.00	0.00	0.00	0.0%
TOTAL, EMPLOYEE BENEFITS			0.00	0.00	0.00	0.00	0.00	0.0%
BOOKS AND SUPPLIES								
Approved Textbooks and Core Curricula Materials		4100	0.00	0.00	0.00	0.00	0.00	0.0%
Books and Other Reference Materials		4200	0.00	0.00	0.00	0.00	0.00	0.0%
Materials and Supplies		4300	0.00	0.00	0.00	0.00	0.00	0.0%
Noncapitalized Equipment		4400	0.00	0.00	0.00	0.00	0.00	0.0%
TOTAL, BOOKS AND SUPPLIES			0.00	0.00	0.00	0.00	0.00	0.0%
SERVICES AND OTHER OPERATING EXPENDITURES								
Subagreements for Services		5100	0.00	0.00	0.00	0.00	0.00	0.0%
Travel and Conferences		5200	0.00	0.00	0.00	0.00	0.00	0.0%
Insurance		5400-5450	0.00	0.00	0.00	0.00	0.00	0.0%
Operations and Housekeeping Services		5500	0.00	0.00	0.00	0.00	0.00	0.0%
Rentals, Leases, Repairs, and Noncapitalized Improvements		5600	0.00	0.00	0.00	0.00	0.00	0.0%
Transfers of Direct Costs		5710	0.00	0.00	0.00	0.00	0.00	0.0%
Transfers of Direct Costs - Interfund		5750	0.00	0.00	0.00	0.00	0.00	0.0%
Professional/Consulting Services and Operating Expenditures		5800	0.00	25,000.00	201.50	25,000.00	0.00	0.0%
Communications		5900	0.00	0.00	0.00	0.00	0.00	0.0%
TOTAL, SERVICES AND OTHER OPERATING EXPENDITURES			0.00	25,000.00	201.50	25,000.00	0.00	0.0%

Description	Resource Codes	Object Codes	Original Budget (A)	Board Approved Operating Budget (B)	Actuals To Date (C)	Projected Year Totals (D)	Difference (Col B & D) (E)	% Diff Column B & D (F)
CAPITAL OUTLAY								
Land		6100	0.00	0.00	0.00	0.00	0.00	0.0%
Land Improvements		6170	300,000.00	600,000.00	0.00	600,000.00	0.00	0.0%
Buildings and Improvements of Buildings		6200	2,497,208.00	2,472,208.00	488,041.82	2,472,208.00	0.00	0.0%
Books and Media for New School Libraries or Major Expansion of School Libraries		6300	0.00	0.00	0.00	0.00	0.00	0.0%
Equipment		6400	0.00	0.00	0.00	0.00	0.00	0.0%
Equipment Replacement		6500	0.00	0.00	0.00	0.00	0.00	0.0%
Lease Assets		6600	0.00	0.00	0.00	0.00	0.00	0.0%
TOTAL, CAPITAL OUTLAY			2,797,208.00	3,072,208.00	488,041.82	3,072,208.00	0.00	0.0%
OTHER OUTGO (excluding Transfers of Indirect Costs)								
Other Transfers Out								
All Other Transfers Out to All Others		7299	0.00	0.00	0.00	0.00	0.00	0.0%
Debt Service								
Debt Service - Interest		7438	0.00	0.00	0.00	0.00	0.00	0.0%
Other Debt Service - Principal		7439	0.00	0.00	0.00	0.00	0.00	0.0%
TOTAL, OTHER OUTGO (excluding Transfers of Indirect Costs)			0.00	0.00	0.00	0.00	0.00	0.0%
TOTAL, EXPENDITURES			2,797,208.00	3,097,208.00	488,243.32	3,097,208.00		

Description	Resource Codes	Object Codes	Original Budget (A)	Board Approved Operating Budget (B)	Actuals To Date (C)	Projected Year Totals (D)	Difference (Col B & D) (E)	% Diff Column B & D (F)
INTERFUND TRANSFERS								
INTERFUND TRANSFERS IN								
Other Authorized Interfund Transfers In		8919	0.00	0.00	0.00	0.00	0.00	0.0%
(a) TOTAL, INTERFUND TRANSFERS IN			0.00	0.00	0.00	0.00	0.00	0.0%
INTERFUND TRANSFERS OUT								
To: State School Building Fund/ County School Facilities Fund		7613	0.00	0.00	0.00	0.00	0.00	0.0%
Other Authorized Interfund Transfers Out		7619	0.00	0.00	0.00	0.00	0.00	0.0%
(b) TOTAL, INTERFUND TRANSFERS OUT			0.00	0.00	0.00	0.00	0.00	0.0%
OTHER SOURCES/USES								
SOURCES								
Proceeds								
Proceeds from Disposal of Capital Assets		8953	0.00	0.00	0.00	0.00	0.00	0.0%
Other Sources								
Transfers from Funds of Lapsed/Reorganized LEAs		8965	0.00	0.00	0.00	0.00	0.00	0.0%
Long-Term Debt Proceeds								
Proceeds from Certificates of Participation		8971	0.00	0.00	0.00	0.00	0.00	0.0%
Proceeds from Leases		8972	0.00	0.00	0.00	0.00	0.00	0.0%
Proceeds from Lease Revenue Bonds		8973	0.00	0.00	0.00	0.00	0.00	0.0%
All Other Financing Sources		8979	0.00	0.00	0.00	0.00	0.00	0.0%
(c) TOTAL, SOURCES			0.00	0.00	0.00	0.00	0.00	0.0%
USES								
Transfers of Funds from Lapsed/Reorganized LEAs		7651	0.00	0.00	0.00	0.00	0.00	0.0%
All Other Financing Uses		7699	0.00	0.00	0.00	0.00	0.00	0.0%
(d) TOTAL, USES			0.00	0.00	0.00	0.00	0.00	0.0%
CONTRIBUTIONS								
Contributions from Unrestricted Revenues		8980	0.00	0.00	0.00	0.00	0.00	0.0%
Contributions from Restricted Revenues		8990	0.00	0.00	0.00	0.00	0.00	0.0%
(e) TOTAL, CONTRIBUTIONS			0.00	0.00	0.00	0.00	0.00	0.0%
TOTAL, OTHER FINANCING SOURCES/USES (a - b + c - d + e)			0.00	0.00	0.00	0.00		

Description	Resource Codes	Object Codes	Original Budget (A)	Board Approved Operating Budget (B)	Actuals To Date (C)	Projected Year Totals (D)	Difference (Col B & D) (E)	% Diff Column B & D (F)
A. REVENUES								
1) LCFF Sources		8010-8099	0.00	0.00	0.00	0.00	0.00	0.0%
2) Federal Revenue		8100-8299	0.00	0.00	0.00	0.00	0.00	0.0%
3) Other State Revenue		8300-8599	0.00	0.00	0.00	0.00	0.00	0.0%
4) Other Local Revenue		8600-8799	20,000.00	20,000.00	2,156.00	20,000.00	0.00	0.0%
5) TOTAL, REVENUES			20,000.00	20,000.00	2,156.00	20,000.00		
B. EXPENDITURES								
1) Certificated Salaries		1000-1999	0.00	0.00	0.00	0.00	0.00	0.0%
2) Classified Salaries		2000-2999	0.00	0.00	0.00	0.00	0.00	0.0%
3) Employee Benefits		3000-3999	0.00	0.00	0.00	0.00	0.00	0.0%
4) Books and Supplies		4000-4999	0.00	0.00	0.00	0.00	0.00	0.0%
5) Services and Other Operating Expenditures		5000-5999	0.00	0.00	6,500.00	0.00	0.00	0.0%
6) Capital Outlay		6000-6999	0.00	0.00	0.00	0.00	0.00	0.0%
7) Other Outgo (excluding Transfers of Indirect Costs)		7100-7299, 7400-7499	0.00	0.00	0.00	0.00	0.00	0.0%
8) Other Outgo - Transfers of Indirect Costs		7300-7399	0.00	0.00	0.00	0.00	0.00	0.0%
9) TOTAL, EXPENDITURES			0.00	0.00	6,500.00	0.00		
C. EXCESS (DEFICIENCY) OF REVENUES OVER EXPENDITURES BEFORE OTHER FINANCING SOURCES AND USES (A5 - B9)			20,000.00	20,000.00	(4,344.00)	20,000.00		
D. OTHER FINANCING SOURCES/USES								
1) Interfund Transfers								
a) Transfers In		8900-8929	0.00	0.00	0.00	0.00	0.00	0.0%
b) Transfers Out		7600-7629	0.00	0.00	0.00	0.00	0.00	0.0%
2) Other Sources/Uses								
a) Sources		8930-8979	0.00	0.00	0.00	0.00	0.00	0.0%
b) Uses		7630-7699	0.00	0.00	0.00	0.00	0.00	0.0%
3) Contributions		8980-8999	0.00	0.00	0.00	0.00	0.00	0.0%
4) TOTAL, OTHER FINANCING SOURCES/USES			0.00	0.00	0.00	0.00		

Description	Resource Codes	Object Codes	Original Budget (A)	Board Approved Operating Budget (B)	Actuals To Date (C)	Projected Year Totals (D)	Difference (Col B & D) (E)	% Diff Column B & D (F)
E. NET INCREASE (DECREASE) IN FUND BALANCE (C + D4)			20,000.00	20,000.00	(4,344.00)	20,000.00		
F. FUND BALANCE, RESERVES								
1) Beginning Fund Balance								
a) As of July 1 - Unaudited		9791	2,619,993.00	2,622,521.00		2,622,521.00	0.00	0.0%
b) Audit Adjustments		9793	0.00	0.00		0.00	0.00	0.0%
c) As of July 1 - Audited (F1a + F1b)			2,619,993.00	2,622,521.00		2,622,521.00		
d) Other Restatements		9795	0.00	0.00		0.00	0.00	0.0%
e) Adjusted Beginning Balance (F1c + F1d)			2,619,993.00	2,622,521.00		2,622,521.00		
2) Ending Balance, June 30 (E + F1e)			2,639,993.00	2,642,521.00		2,642,521.00		
Components of Ending Fund Balance								
a) Nonspendable								
Revolving Cash		9711	0.00	0.00		0.00		
Stores		9712	0.00	0.00		0.00		
Prepaid Items		9713	0.00	0.00		0.00		
All Others		9719	0.00	0.00		0.00		
b) Legally Restricted Balance		9740	0.00	3,000.00		3,000.00		
c) Committed								
Stabilization Arrangements		9750	0.00	0.00		0.00		
Other Commitments		9760	0.00	0.00		0.00		
d) Assigned								
Other Assignments		9780	2,639,993.00	2,639,521.00		2,639,521.00		
e) Unassigned/Unappropriated								
Reserve for Economic Uncertainties		9789	0.00	0.00		0.00		
Unassigned/Unappropriated Amount		9790	0.00	0.00		0.00		

Description	Resource Codes	Object Codes	Original Budget (A)	Board Approved Operating Budget (B)	Actuals To Date (C)	Projected Year Totals (D)	Difference (Col B & D) (E)	% Diff Column B & D (F)
FEDERAL REVENUE								
All Other Federal Revenue		8290	0.00	0.00	0.00	0.00	0.00	0.0%
TOTAL, FEDERAL REVENUE			0.00	0.00	0.00	0.00	0.00	0.0%
OTHER STATE REVENUE								
School Facilities Apportionments		8545	0.00	0.00	0.00	0.00	0.00	0.0%
Pass-Through Revenues from State Sources		8587	0.00	0.00	0.00	0.00	0.00	0.0%
All Other State Revenue		8590	0.00	0.00	0.00	0.00	0.00	0.0%
TOTAL, OTHER STATE REVENUE			0.00	0.00	0.00	0.00	0.00	0.0%
OTHER LOCAL REVENUE								
Sales								
Sale of Equipment/Supplies		8631	0.00	0.00	0.00	0.00	0.00	0.0%
Leases and Rentals		8650	0.00	0.00	0.00	0.00	0.00	0.0%
Interest		8660	20,000.00	20,000.00	2,156.00	20,000.00	0.00	0.0%
Net Increase (Decrease) in the Fair Value of Investments		8662	0.00	0.00	0.00	0.00	0.00	0.0%
Other Local Revenue								
All Other Local Revenue		8699	0.00	0.00	0.00	0.00	0.00	0.0%
All Other Transfers In from All Others		8799	0.00	0.00	0.00	0.00	0.00	0.0%
TOTAL, OTHER LOCAL REVENUE			20,000.00	20,000.00	2,156.00	20,000.00	0.00	0.0%
TOTAL, REVENUES			20,000.00	20,000.00	2,156.00	20,000.00		

Description	Resource Codes	Object Codes	Original Budget (A)	Board Approved Operating Budget (B)	Actuals To Date (C)	Projected Year Totals (D)	Difference (Col B & D) (E)	% Diff Column B & D (F)
CLASSIFIED SALARIES								
Classified Support Salaries		2200	0.00	0.00	0.00	0.00	0.00	0.0%
Classified Supervisors' and Administrators' Salaries		2300	0.00	0.00	0.00	0.00	0.00	0.0%
Clerical, Technical and Office Salaries		2400	0.00	0.00	0.00	0.00	0.00	0.0%
Other Classified Salaries		2900	0.00	0.00	0.00	0.00	0.00	0.0%
TOTAL, CLASSIFIED SALARIES			0.00	0.00	0.00	0.00	0.00	0.0%
EMPLOYEE BENEFITS								
STRS		3101-3102	0.00	0.00	0.00	0.00	0.00	0.0%
PERS		3201-3202	0.00	0.00	0.00	0.00	0.00	0.0%
OASDI/Medicare/Alternative		3301-3302	0.00	0.00	0.00	0.00	0.00	0.0%
Health and Welfare Benefits		3401-3402	0.00	0.00	0.00	0.00	0.00	0.0%
Unemployment Insurance		3501-3502	0.00	0.00	0.00	0.00	0.00	0.0%
Workers' Compensation		3601-3602	0.00	0.00	0.00	0.00	0.00	0.0%
OPEB, Allocated		3701-3702	0.00	0.00	0.00	0.00	0.00	0.0%
OPEB, Active Employees		3751-3752	0.00	0.00	0.00	0.00	0.00	0.0%
Other Employee Benefits		3901-3902	0.00	0.00	0.00	0.00	0.00	0.0%
TOTAL, EMPLOYEE BENEFITS			0.00	0.00	0.00	0.00	0.00	0.0%
BOOKS AND SUPPLIES								
Books and Other Reference Materials		4200	0.00	0.00	0.00	0.00	0.00	0.0%
Materials and Supplies		4300	0.00	0.00	0.00	0.00	0.00	0.0%
Noncapitalized Equipment		4400	0.00	0.00	0.00	0.00	0.00	0.0%
TOTAL, BOOKS AND SUPPLIES			0.00	0.00	0.00	0.00	0.00	0.0%
SERVICES AND OTHER OPERATING EXPENDITURES								
Subagreements for Services		5100	0.00	0.00	0.00	0.00	0.00	0.0%
Travel and Conferences		5200	0.00	0.00	0.00	0.00	0.00	0.0%
Insurance		5400-5450	0.00	0.00	0.00	0.00	0.00	0.0%
Operations and Housekeeping Services		5500	0.00	0.00	0.00	0.00	0.00	0.0%
Rentals, Leases, Repairs, and Noncapitalized Improvements		5600	0.00	0.00	0.00	0.00	0.00	0.0%
Transfers of Direct Costs		5710	0.00	0.00	0.00	0.00	0.00	0.0%
Transfers of Direct Costs - Interfund		5750	0.00	0.00	0.00	0.00	0.00	0.0%
Professional/Consulting Services and Operating Expenditures		5800	0.00	0.00	6,500.00	0.00	0.00	0.0%
Communications		5900	0.00	0.00	0.00	0.00	0.00	0.0%
TOTAL, SERVICES AND OTHER OPERATING EXPENDITURES			0.00	0.00	6,500.00	0.00	0.00	0.0%

Description	Resource Codes	Object Codes	Original Budget (A)	Board Approved Operating Budget (B)	Actuals To Date (C)	Projected Year Totals (D)	Difference (Col B & D) (E)	% Diff Column B & D (F)
CAPITAL OUTLAY								
Land		6100	0.00	0.00	0.00	0.00	0.00	0.0%
Land Improvements		6170	0.00	0.00	0.00	0.00	0.00	0.0%
Buildings and Improvements of Buildings		6200	0.00	0.00	0.00	0.00	0.00	0.0%
Books and Media for New School Libraries or Major Expansion of School Libraries		6300	0.00	0.00	0.00	0.00	0.00	0.0%
Equipment		6400	0.00	0.00	0.00	0.00	0.00	0.0%
Equipment Replacement		6500	0.00	0.00	0.00	0.00	0.00	0.0%
Lease Assets		6600	0.00	0.00	0.00	0.00	0.00	0.0%
TOTAL, CAPITAL OUTLAY			0.00	0.00	0.00	0.00	0.00	0.0%
OTHER OUTGO (excluding Transfers of Indirect Costs)								
Other Transfers Out								
Transfers of Pass-Through Revenues To Districts or Charter Schools		7211	0.00	0.00	0.00	0.00	0.00	0.0%
To County Offices		7212	0.00	0.00	0.00	0.00	0.00	0.0%
To JPAs		7213	0.00	0.00	0.00	0.00	0.00	0.0%
All Other Transfers Out to All Others		7299	0.00	0.00	0.00	0.00	0.00	0.0%
Debt Service								
Debt Service - Interest		7438	0.00	0.00	0.00	0.00	0.00	0.0%
Other Debt Service - Principal		7439	0.00	0.00	0.00	0.00	0.00	0.0%
TOTAL, OTHER OUTGO (excluding Transfers of Indirect Costs)			0.00	0.00	0.00	0.00	0.00	0.0%
TOTAL, EXPENDITURES			0.00	0.00	6,500.00	0.00		

Description	Resource Codes	Object Codes	Original Budget (A)	Board Approved Operating Budget (B)	Actuals To Date (C)	Projected Year Totals (D)	Difference (Col B & D) (E)	% Diff Column B & D (F)
INTERFUND TRANSFERS								
INTERFUND TRANSFERS IN								
To: State School Building Fund/ County School Facilities Fund From: All Other Funds		8913	0.00	0.00	0.00	0.00	0.00	0.0%
Other Authorized Interfund Transfers In		8919	0.00	0.00	0.00	0.00	0.00	0.0%
(a) TOTAL, INTERFUND TRANSFERS IN			0.00	0.00	0.00	0.00	0.00	0.0%
INTERFUND TRANSFERS OUT								
To: State School Building Fund/ County School Facilities Fund		7613	0.00	0.00	0.00	0.00	0.00	0.0%
Other Authorized Interfund Transfers Out		7619	0.00	0.00	0.00	0.00	0.00	0.0%
(b) TOTAL, INTERFUND TRANSFERS OUT			0.00	0.00	0.00	0.00	0.00	0.0%
OTHER SOURCES/USES								
SOURCES								
Proceeds								
Proceeds from Disposal of Capital Assets		8953	0.00	0.00	0.00	0.00	0.00	0.0%
Other Sources								
Transfers from Funds of Lapsed/Reorganized LEAs		8965	0.00	0.00	0.00	0.00	0.00	0.0%
Long-Term Debt Proceeds								
Proceeds from Certificates of Participation		8971	0.00	0.00	0.00	0.00	0.00	0.0%
Proceeds from Leases		8972	0.00	0.00	0.00	0.00	0.00	0.0%
Proceeds from Lease Revenue Bonds		8973	0.00	0.00	0.00	0.00	0.00	0.0%
All Other Financing Sources		8979	0.00	0.00	0.00	0.00	0.00	0.0%
(c) TOTAL, SOURCES			0.00	0.00	0.00	0.00	0.00	0.0%
USES								
Transfers of Funds from Lapsed/Reorganized LEAs		7651	0.00	0.00	0.00	0.00	0.00	0.0%
(d) TOTAL, USES			0.00	0.00	0.00	0.00	0.00	0.0%
CONTRIBUTIONS								
Contributions from Unrestricted Revenues		8980	0.00	0.00	0.00	0.00	0.00	0.0%
Contributions from Restricted Revenues		8990	0.00	0.00	0.00	0.00	0.00	0.0%
(e) TOTAL, CONTRIBUTIONS			0.00	0.00	0.00	0.00	0.00	0.0%
TOTAL, OTHER FINANCING SOURCES/USES (a - b + c - d + e)			0.00	0.00	0.00	0.00		

Description	Resource Codes	Object Codes	Original Budget (A)	Board Approved Operating Budget (B)	Actuals To Date (C)	Projected Year Totals (D)	Difference (Col B & D) (E)	% Diff Column B & D (F)
A. REVENUES								
1) LCFF Sources		8010-8099	0.00	0.00	0.00	0.00	0.00	0.0%
2) Federal Revenue		8100-8299	0.00	0.00	0.00	0.00	0.00	0.0%
3) Other State Revenue		8300-8599	0.00	0.00	0.00	0.00	0.00	0.0%
4) Other Local Revenue		8600-8799	1,100.00	1,100.00	51.00	1,100.00	0.00	0.0%
5) TOTAL, REVENUES			1,100.00	1,100.00	51.00	1,100.00		
B. EXPENDITURES								
1) Certificated Salaries		1000-1999	0.00	0.00	0.00	0.00	0.00	0.0%
2) Classified Salaries		2000-2999	0.00	0.00	0.00	0.00	0.00	0.0%
3) Employee Benefits		3000-3999	0.00	0.00	0.00	0.00	0.00	0.0%
4) Books and Supplies		4000-4999	0.00	0.00	0.00	0.00	0.00	0.0%
5) Services and Other Operating Expenditures		5000-5999	0.00	0.00	0.00	0.00	0.00	0.0%
6) Capital Outlay		6000-6999	0.00	0.00	0.00	0.00	0.00	0.0%
7) Other Outgo (excluding Transfers of Indirect Costs)		7100-7299, 7400-7499	0.00	0.00	0.00	0.00	0.00	0.0%
8) Other Outgo - Transfers of Indirect Costs		7300-7399	0.00	0.00	0.00	0.00	0.00	0.0%
9) TOTAL, EXPENDITURES			0.00	0.00	0.00	0.00		
C. EXCESS (DEFICIENCY) OF REVENUES OVER EXPENDITURES BEFORE OTHER FINANCING SOURCES AND USES (A5 - B9)			1,100.00	1,100.00	51.00	1,100.00		
D. OTHER FINANCING SOURCES/USES								
1) Interfund Transfers								
a) Transfers In		8900-8929	0.00	0.00	0.00	0.00	0.00	0.0%
b) Transfers Out		7600-7629	0.00	0.00	0.00	0.00	0.00	0.0%
2) Other Sources/Uses								
a) Sources		8930-8979	0.00	0.00	0.00	0.00	0.00	0.0%
b) Uses		7630-7699	0.00	0.00	0.00	0.00	0.00	0.0%
3) Contributions		8980-8999	0.00	0.00	0.00	0.00	0.00	0.0%
4) TOTAL, OTHER FINANCING SOURCES/USES			0.00	0.00	0.00	0.00		

Description	Resource Codes	Object Codes	Original Budget (A)	Board Approved Operating Budget (B)	Actuals To Date (C)	Projected Year Totals (D)	Difference (Col B & D) (E)	% Diff Column B & D (F)
E. NET INCREASE (DECREASE) IN FUND BALANCE (C + D4)			1,100.00	1,100.00	51.00	1,100.00		
F. FUND BALANCE, RESERVES								
1) Beginning Fund Balance								
a) As of July 1 - Unaudited		9791	63,070.00	62,433.00		62,433.00	0.00	0.0%
b) Audit Adjustments		9793	0.00	0.00		0.00	0.00	0.0%
c) As of July 1 - Audited (F1a + F1b)			63,070.00	62,433.00		62,433.00		
d) Other Restatements		9795	0.00	0.00		0.00	0.00	0.0%
e) Adjusted Beginning Balance (F1c + F1d)			63,070.00	62,433.00		62,433.00		
2) Ending Balance, June 30 (E + F1e)			64,170.00	63,533.00		63,533.00		
Components of Ending Fund Balance								
a) Nonspendable								
Revolving Cash		9711	0.00	0.00		0.00		
Stores		9712	0.00	0.00		0.00		
Prepaid Items		9713	0.00	0.00		0.00		
All Others		9719	0.00	0.00		0.00		
b) Legally Restricted Balance		9740	64,170.00	63,533.00		63,533.00		
c) Committed								
Stabilization Arrangements		9750	0.00	0.00		0.00		
Other Commitments		9760	0.00	0.00		0.00		
d) Assigned								
Other Assignments		9780	0.00	0.00		0.00		
e) Unassigned/Unappropriated								
Reserve for Economic Uncertainties		9789	0.00	0.00		0.00		
Unassigned/Unappropriated Amount		9790	0.00	0.00		0.00		

Description	Resource Codes	Object Codes	Original Budget (A)	Board Approved Operating Budget (B)	Actuals To Date (C)	Projected Year Totals (D)	Difference (Col B & D) (E)	% Diff Column B & D (F)
FEDERAL REVENUE								
All Other Federal Revenue		8290	0.00	0.00	0.00	0.00	0.00	0.0%
TOTAL, FEDERAL REVENUE			0.00	0.00	0.00	0.00	0.00	0.0%
OTHER STATE REVENUE								
Tax Relief Subventions								
Restricted Levies - Other								
Homeowners' Exemptions		8575	0.00	0.00	0.00	0.00	0.00	0.0%
Other Subventions/In-Lieu Taxes		8576	0.00	0.00	0.00	0.00	0.00	0.0%
All Other State Revenue		8590	0.00	0.00	0.00	0.00	0.00	0.0%
TOTAL, OTHER STATE REVENUE			0.00	0.00	0.00	0.00	0.00	0.0%
OTHER LOCAL REVENUE								
County and District Taxes								
Other Restricted Levies								
Secured Roll		8615	0.00	0.00	0.00	0.00	0.00	0.0%
Unsecured Roll		8616	0.00	0.00	0.00	0.00	0.00	0.0%
Prior Years' Taxes		8617	0.00	0.00	0.00	0.00	0.00	0.0%
Supplemental Taxes		8618	0.00	0.00	0.00	0.00	0.00	0.0%
Non-Ad Valorem Taxes								
Parcel Taxes		8621	0.00	0.00	0.00	0.00	0.00	0.0%
Other		8622	0.00	0.00	0.00	0.00	0.00	0.0%
Community Redevelopment Funds Not Subject to LCFF Deduction		8625	0.00	0.00	0.00	0.00	0.00	0.0%
Penalties and Interest from Delinquent Non-LCFF Taxes		8629	0.00	0.00	0.00	0.00	0.00	0.0%
Sales								
Sale of Equipment/Supplies		8631	0.00	0.00	0.00	0.00	0.00	0.0%
Leases and Rentals		8650	0.00	0.00	0.00	0.00	0.00	0.0%
Interest		8660	1,100.00	1,100.00	51.00	1,100.00	0.00	0.0%
Net Increase (Decrease) in the Fair Value of Investments		8662	0.00	0.00	0.00	0.00	0.00	0.0%
Other Local Revenue								
All Other Local Revenue		8699	0.00	0.00	0.00	0.00	0.00	0.0%
All Other Transfers In from All Others		8799	0.00	0.00	0.00	0.00	0.00	0.0%
TOTAL, OTHER LOCAL REVENUE			1,100.00	1,100.00	51.00	1,100.00	0.00	0.0%
TOTAL, REVENUES			1,100.00	1,100.00	51.00	1,100.00		

Description	Resource Codes	Object Codes	Original Budget (A)	Board Approved Operating Budget (B)	Actuals To Date (C)	Projected Year Totals (D)	Difference (Col B & D) (E)	% Diff Column B & D (F)
CLASSIFIED SALARIES								
Classified Support Salaries		2200	0.00	0.00	0.00	0.00	0.00	0.0%
Classified Supervisors' and Administrators' Salaries		2300	0.00	0.00	0.00	0.00	0.00	0.0%
Clerical, Technical and Office Salaries		2400	0.00	0.00	0.00	0.00	0.00	0.0%
Other Classified Salaries		2900	0.00	0.00	0.00	0.00	0.00	0.0%
TOTAL, CLASSIFIED SALARIES			0.00	0.00	0.00	0.00	0.00	0.0%
EMPLOYEE BENEFITS								
STRS		3101-3102	0.00	0.00	0.00	0.00	0.00	0.0%
PERS		3201-3202	0.00	0.00	0.00	0.00	0.00	0.0%
OASDI/Medicare/Alternative		3301-3302	0.00	0.00	0.00	0.00	0.00	0.0%
Health and Welfare Benefits		3401-3402	0.00	0.00	0.00	0.00	0.00	0.0%
Unemployment Insurance		3501-3502	0.00	0.00	0.00	0.00	0.00	0.0%
Workers' Compensation		3601-3602	0.00	0.00	0.00	0.00	0.00	0.0%
OPEB, Allocated		3701-3702	0.00	0.00	0.00	0.00	0.00	0.0%
OPEB, Active Employees		3751-3752	0.00	0.00	0.00	0.00	0.00	0.0%
Other Employee Benefits		3901-3902	0.00	0.00	0.00	0.00	0.00	0.0%
TOTAL, EMPLOYEE BENEFITS			0.00	0.00	0.00	0.00	0.00	0.0%
BOOKS AND SUPPLIES								
Books and Other Reference Materials		4200	0.00	0.00	0.00	0.00	0.00	0.0%
Materials and Supplies		4300	0.00	0.00	0.00	0.00	0.00	0.0%
Noncapitalized Equipment		4400	0.00	0.00	0.00	0.00	0.00	0.0%
TOTAL, BOOKS AND SUPPLIES			0.00	0.00	0.00	0.00	0.00	0.0%
SERVICES AND OTHER OPERATING EXPENDITURES								
Subagreements for Services		5100	0.00	0.00	0.00	0.00	0.00	0.0%
Travel and Conferences		5200	0.00	0.00	0.00	0.00	0.00	0.0%
Insurance		5400-5450	0.00	0.00	0.00	0.00	0.00	0.0%
Operations and Housekeeping Services		5500	0.00	0.00	0.00	0.00	0.00	0.0%
Rentals, Leases, Repairs, and Noncapitalized Improvements		5600	0.00	0.00	0.00	0.00	0.00	0.0%
Transfers of Direct Costs		5710	0.00	0.00	0.00	0.00	0.00	0.0%
Transfers of Direct Costs - Interfund		5750	0.00	0.00	0.00	0.00	0.00	0.0%
Professional/Consulting Services and Operating Expenditures		5800	0.00	0.00	0.00	0.00	0.00	0.0%
Communications		5900	0.00	0.00	0.00	0.00	0.00	0.0%
TOTAL, SERVICES AND OTHER OPERATING EXPENDITURES			0.00	0.00	0.00	0.00	0.00	0.0%

Description	Resource Codes	Object Codes	Original Budget (A)	Board Approved Operating Budget (B)	Actuals To Date (C)	Projected Year Totals (D)	Difference (Col B & D) (E)	% Diff Column B & D (F)
CAPITAL OUTLAY								
Land		6100	0.00	0.00	0.00	0.00	0.00	0.0%
Land Improvements		6170	0.00	0.00	0.00	0.00	0.00	0.0%
Buildings and Improvements of Buildings		6200	0.00	0.00	0.00	0.00	0.00	0.0%
Books and Media for New School Libraries or Major Expansion of School Libraries		6300	0.00	0.00	0.00	0.00	0.00	0.0%
Equipment		6400	0.00	0.00	0.00	0.00	0.00	0.0%
Equipment Replacement		6500	0.00	0.00	0.00	0.00	0.00	0.0%
Lease Assets		6600	0.00	0.00	0.00	0.00	0.00	0.0%
TOTAL, CAPITAL OUTLAY			0.00	0.00	0.00	0.00	0.00	0.0%
OTHER OUTGO (excluding Transfers of Indirect Costs)								
Other Transfers Out								
Transfers of Pass-Through Revenues To Districts or Charter Schools		7211	0.00	0.00	0.00	0.00	0.00	0.0%
To County Offices		7212	0.00	0.00	0.00	0.00	0.00	0.0%
To JPAs		7213	0.00	0.00	0.00	0.00	0.00	0.0%
All Other Transfers Out to All Others		7299	0.00	0.00	0.00	0.00	0.00	0.0%
Debt Service								
Repayment of State School Building Fund Aid - Proceeds from Bonds		7435	0.00	0.00	0.00	0.00	0.00	0.0%
Debt Service - Interest		7438	0.00	0.00	0.00	0.00	0.00	0.0%
Other Debt Service - Principal		7439	0.00	0.00	0.00	0.00	0.00	0.0%
TOTAL, OTHER OUTGO (excluding Transfers of Indirect Costs)			0.00	0.00	0.00	0.00	0.00	0.0%
TOTAL, EXPENDITURES			0.00	0.00	0.00	0.00		

Description	Resource Codes	Object Codes	Original Budget (A)	Board Approved Operating Budget (B)	Actuals To Date (C)	Projected Year Totals (D)	Difference (Col B & D) (E)	% Diff Column B & D (F)
INTERFUND TRANSFERS								
INTERFUND TRANSFERS IN								
Other Authorized Interfund Transfers In		8919	0.00	0.00	0.00	0.00	0.00	0.0%
(a) TOTAL, INTERFUND TRANSFERS IN			0.00	0.00	0.00	0.00	0.00	0.0%
INTERFUND TRANSFERS OUT								
To: State School Building Fund/ County School Facilities Fund		7613	0.00	0.00	0.00	0.00	0.00	0.0%
Other Authorized Interfund Transfers Out		7619	0.00	0.00	0.00	0.00	0.00	0.0%
(b) TOTAL, INTERFUND TRANSFERS OUT			0.00	0.00	0.00	0.00	0.00	0.0%
OTHER SOURCES/USES								
SOURCES								
Proceeds								
Proceeds from Sale of Bonds		8951	0.00	0.00	0.00	0.00	0.00	0.0%
Other Sources								
County School Building Aid		8961	0.00	0.00	0.00	0.00	0.00	0.0%
Transfers from Funds of Lapsed/Reorganized LEAs		8965	0.00	0.00	0.00	0.00	0.00	0.0%
Long-Term Debt Proceeds								
Proceeds from Certificates of Participation		8971	0.00	0.00	0.00	0.00	0.00	0.0%
Proceeds from Leases		8972	0.00	0.00	0.00	0.00	0.00	0.0%
Proceeds from Lease Revenue Bonds		8973	0.00	0.00	0.00	0.00	0.00	0.0%
All Other Financing Sources		8979	0.00	0.00	0.00	0.00	0.00	0.0%
(c) TOTAL, SOURCES			0.00	0.00	0.00	0.00	0.00	0.0%
USES								
Transfers of Funds from Lapsed/Reorganized LEAs		7651	0.00	0.00	0.00	0.00	0.00	0.0%
All Other Financing Uses		7699	0.00	0.00	0.00	0.00	0.00	0.0%
(d) TOTAL, USES			0.00	0.00	0.00	0.00	0.00	0.0%
CONTRIBUTIONS								
Contributions from Unrestricted Revenues		8980	0.00	0.00	0.00	0.00	0.00	0.0%
Contributions from Restricted Revenues		8990	0.00	0.00	0.00	0.00	0.00	0.0%
(e) TOTAL, CONTRIBUTIONS			0.00	0.00	0.00	0.00	0.00	0.0%
TOTAL, OTHER FINANCING SOURCES/USES (a - b + c - d + e)			0.00	0.00	0.00	0.00		

Description	Resource Codes	Object Codes	Original Budget (A)	Board Approved Operating Budget (B)	Actuals To Date (C)	Projected Year Totals (D)	Difference (Col B & D) (E)	% Diff Column B & D (F)
A. REVENUES								
1) LCFF Sources		8010-8099	0.00	0.00	0.00	0.00	0.00	0.0%
2) Federal Revenue		8100-8299	0.00	0.00	0.00	0.00	0.00	0.0%
3) Other State Revenue		8300-8599	4,287.00	4,287.00	0.00	4,287.00	0.00	0.0%
4) Other Local Revenue		8600-8799	836,808.00	836,808.00	24,810.66	836,808.00	0.00	0.0%
5) TOTAL, REVENUES			841,095.00	841,095.00	24,810.66	841,095.00		
B. EXPENDITURES								
1) Certificated Salaries		1000-1999	0.00	0.00	0.00	0.00	0.00	0.0%
2) Classified Salaries		2000-2999	0.00	0.00	0.00	0.00	0.00	0.0%
3) Employee Benefits		3000-3999	0.00	0.00	0.00	0.00	0.00	0.0%
4) Books and Supplies		4000-4999	0.00	0.00	0.00	0.00	0.00	0.0%
5) Services and Other Operating Expenditures		5000-5999	0.00	0.00	0.00	0.00	0.00	0.0%
6) Capital Outlay		6000-6999	0.00	0.00	0.00	0.00	0.00	0.0%
7) Other Outgo (excluding Transfers of Indirect Costs)		7100-7299, 7400-7499	738,900.00	738,900.00	592,871.88	738,900.00	0.00	0.0%
8) Other Outgo - Transfers of Indirect Costs		7300-7399	0.00	0.00	0.00	0.00	0.00	0.0%
9) TOTAL, EXPENDITURES			738,900.00	738,900.00	592,871.88	738,900.00		
C. EXCESS (DEFICIENCY) OF REVENUES OVER EXPENDITURES BEFORE OTHER FINANCING SOURCES AND USES (A5 - B9)			102,195.00	102,195.00	(568,061.22)	102,195.00		
D. OTHER FINANCING SOURCES/USES								
1) Interfund Transfers								
a) Transfers In		8900-8929	0.00	0.00	0.00	0.00	0.00	0.0%
b) Transfers Out		7600-7629	0.00	0.00	0.00	0.00	0.00	0.0%
2) Other Sources/Uses								
a) Sources		8930-8979	0.00	0.00	0.00	0.00	0.00	0.0%
b) Uses		7630-7699	0.00	0.00	0.00	0.00	0.00	0.0%
3) Contributions		8980-8999	0.00	0.00	0.00	0.00	0.00	0.0%
4) TOTAL, OTHER FINANCING SOURCES/USES			0.00	0.00	0.00	0.00		

Description	Resource Codes	Object Codes	Original Budget (A)	Board Approved Operating Budget (B)	Actuals To Date (C)	Projected Year Totals (D)	Difference (Col B & D) (E)	% Diff Column B & D (F)
E. NET INCREASE (DECREASE) IN FUND BALANCE (C + D4)			102,195.00	102,195.00	(568,061.22)	102,195.00		
F. FUND BALANCE, RESERVES								
1) Beginning Fund Balance								
a) As of July 1 - Unaudited		9791	820,099.00	838,107.00		838,107.00	0.00	0.0%
b) Audit Adjustments		9793	0.00	0.00		0.00	0.00	0.0%
c) As of July 1 - Audited (F1a + F1b)			820,099.00	838,107.00		838,107.00		
d) Other Restatements		9795	0.00	0.00		0.00	0.00	0.0%
e) Adjusted Beginning Balance (F1c + F1d)			820,099.00	838,107.00		838,107.00		
2) Ending Balance, June 30 (E + F1e)			922,294.00	940,302.00		940,302.00		
Components of Ending Fund Balance								
a) Nonspendable								
Revolving Cash		9711	0.00	0.00		0.00		
Stores		9712	0.00	0.00		0.00		
Prepaid Items		9713	0.00	0.00		0.00		
All Others		9719	0.00	0.00		0.00		
b) Legally Restricted Balance		9740	922,294.00	940,302.00		940,302.00		
c) Committed								
Stabilization Arrangements		9750	0.00	0.00		0.00		
Other Commitments		9760	0.00	0.00		0.00		
d) Assigned								
Other Assignments		9780	0.00	0.00		0.00		
e) Unassigned/Unappropriated								
Reserve for Economic Uncertainties		9789	0.00	0.00		0.00		
Unassigned/Unappropriated Amount		9790	0.00	0.00		0.00		

Description	Resource Codes	Object Codes	Original Budget (A)	Board Approved Operating Budget (B)	Actuals To Date (C)	Projected Year Totals (D)	Difference (Col B & D) (E)	% Diff Column B & D (F)
FEDERAL REVENUE								
All Other Federal Revenue		8290	0.00	0.00	0.00	0.00	0.00	0.0%
TOTAL, FEDERAL REVENUE			0.00	0.00	0.00	0.00	0.00	0.0%
OTHER STATE REVENUE								
Tax Relief Subventions								
Voted Indebtedness Levies								
Homeowners' Exemptions		8571	4,287.00	4,287.00	0.00	4,287.00	0.00	0.0%
Other Subventions/In-Lieu Taxes		8572	0.00	0.00	0.00	0.00	0.00	0.0%
TOTAL, OTHER STATE REVENUE			4,287.00	4,287.00	0.00	4,287.00	0.00	0.0%
OTHER LOCAL REVENUE								
County and District Taxes								
Voted Indebtedness Levies								
Secured Roll		8611	790,661.00	790,661.00	2,739.35	790,661.00	0.00	0.0%
Unsecured Roll		8612	16,664.00	16,664.00	179.72	16,664.00	0.00	0.0%
Prior Years' Taxes		8613	0.00	0.00	2,522.59	0.00	0.00	0.0%
Supplemental Taxes		8614	22,883.00	22,883.00	18,315.00	22,883.00	0.00	0.0%
Penalties and Interest from Delinquent Non-LCFF Taxes		8629	0.00	0.00	0.00	0.00	0.00	0.0%
Interest		8660	6,600.00	6,600.00	1,054.00	6,600.00	0.00	0.0%
Net Increase (Decrease) in the Fair Value of Investments		8662	0.00	0.00	0.00	0.00	0.00	0.0%
Other Local Revenue								
All Other Local Revenue		8699	0.00	0.00	0.00	0.00	0.00	0.0%
All Other Transfers In from All Others		8799	0.00	0.00	0.00	0.00	0.00	0.0%
TOTAL, OTHER LOCAL REVENUE			836,808.00	836,808.00	24,810.66	836,808.00	0.00	0.0%
TOTAL, REVENUES			841,095.00	841,095.00	24,810.66	841,095.00		
OTHER OUTGO (excluding Transfers of Indirect Costs)								
Debt Service								
Bond Redemptions		7433	305,000.00	305,000.00	340,000.00	305,000.00	0.00	0.0%
Bond Interest and Other Service Charges		7434	433,900.00	433,900.00	252,871.88	433,900.00	0.00	0.0%
Debt Service - Interest		7438	0.00	0.00	0.00	0.00	0.00	0.0%
Other Debt Service - Principal		7439	0.00	0.00	0.00	0.00	0.00	0.0%
TOTAL, OTHER OUTGO (excluding Transfers of Indirect Costs)			738,900.00	738,900.00	592,871.88	738,900.00	0.00	0.0%
TOTAL, EXPENDITURES			738,900.00	738,900.00	592,871.88	738,900.00		

Description	Resource Codes	Object Codes	Original Budget (A)	Board Approved Operating Budget (B)	Actuals To Date (C)	Projected Year Totals (D)	Difference (Col B & D) (E)	% Diff Column B & D (F)
INTERFUND TRANSFERS								
INTERFUND TRANSFERS IN								
Other Authorized Interfund Transfers In		8919	0.00	0.00	0.00	0.00	0.00	0.0%
(a) TOTAL, INTERFUND TRANSFERS IN			0.00	0.00	0.00	0.00	0.00	0.0%
INTERFUND TRANSFERS OUT								
To: General Fund		7614	0.00	0.00	0.00	0.00	0.00	0.0%
Other Authorized Interfund Transfers Out		7619	0.00	0.00	0.00	0.00	0.00	0.0%
(b) TOTAL, INTERFUND TRANSFERS OUT			0.00	0.00	0.00	0.00	0.00	0.0%
OTHER SOURCES/USES								
SOURCES								
Other Sources								
Transfers from Funds of Lapsed/Reorganized LEAs		8965	0.00	0.00	0.00	0.00	0.00	0.0%
All Other Financing Sources		8979	0.00	0.00	0.00	0.00	0.00	0.0%
(c) TOTAL, SOURCES			0.00	0.00	0.00	0.00	0.00	0.0%
USES								
Transfers of Funds from Lapsed/Reorganized LEAs		7651	0.00	0.00	0.00	0.00	0.00	0.0%
All Other Financing Uses		7699	0.00	0.00	0.00	0.00	0.00	0.0%
(d) TOTAL, USES			0.00	0.00	0.00	0.00	0.00	0.0%
CONTRIBUTIONS								
Contributions from Unrestricted Revenues		8980	0.00	0.00	0.00	0.00	0.00	0.0%
Contributions from Restricted Revenues		8990	0.00	0.00	0.00	0.00	0.00	0.0%
(e) TOTAL, CONTRIBUTIONS			0.00	0.00	0.00	0.00	0.00	0.0%
TOTAL, OTHER FINANCING SOURCES/USES (a - b + c - d + e)			0.00	0.00	0.00	0.00		

Description	Resource Codes	Object Codes	Original Budget (A)	Board Approved Operating Budget (B)	Actuals To Date (C)	Projected Year Totals (D)	Difference (Col B & D) (E)	% Diff Column B & D (F)
A. REVENUES								
1) LCFF Sources		8010-8099	0.00	0.00	0.00	0.00	0.00	0.0%
2) Federal Revenue		8100-8299	0.00	0.00	0.00	0.00	0.00	0.0%
3) Other State Revenue		8300-8599	0.00	0.00	0.00	0.00	0.00	0.0%
4) Other Local Revenue		8600-8799	2,940.00	2,940.00	44.00	2,940.00	0.00	0.0%
5) TOTAL, REVENUES			2,940.00	2,940.00	44.00	2,940.00		
B. EXPENSES								
1) Certificated Salaries		1000-1999	0.00	0.00	0.00	0.00	0.00	0.0%
2) Classified Salaries		2000-2999	0.00	0.00	0.00	0.00	0.00	0.0%
3) Employee Benefits		3000-3999	0.00	0.00	0.00	0.00	0.00	0.0%
4) Books and Supplies		4000-4999	0.00	0.00	0.00	0.00	0.00	0.0%
5) Services and Other Operating Expenses		5000-5999	0.00	0.00	0.00	0.00	0.00	0.0%
6) Depreciation and Amortization		6000-6999	0.00	0.00	0.00	0.00	0.00	0.0%
7) Other Outgo (excluding Transfers of Indirect Costs)		7100-7299, 7400-7499	0.00	0.00	0.00	0.00	0.00	0.0%
8) Other Outgo - Transfers of Indirect Costs		7300-7399	0.00	0.00	0.00	0.00	0.00	0.0%
9) TOTAL, EXPENSES			0.00	0.00	0.00	0.00		
C. EXCESS (DEFICIENCY) OF REVENUES OVER EXPENSES BEFORE OTHER FINANCING SOURCES AND USES (A5 - B9)			2,940.00	2,940.00	44.00	2,940.00		
D. OTHER FINANCING SOURCES/USES								
1) Interfund Transfers								
a) Transfers In		8900-8929	0.00	0.00	0.00	0.00	0.00	0.0%
b) Transfers Out		7600-7629	0.00	0.00	0.00	0.00	0.00	0.0%
2) Other Sources/Uses								
a) Sources		8930-8979	0.00	0.00	0.00	0.00	0.00	0.0%
b) Uses		7630-7699	0.00	0.00	0.00	0.00	0.00	0.0%
3) Contributions		8980-8999	0.00	0.00	0.00	0.00	0.00	0.0%
4) TOTAL, OTHER FINANCING SOURCES/USES			0.00	0.00	0.00	0.00		

Description	Resource Codes	Object Codes	Original Budget (A)	Board Approved Operating Budget (B)	Actuals To Date (C)	Projected Year Totals (D)	Difference (Col B & D) (E)	% Diff Column B & D (F)
E. NET INCREASE (DECREASE) IN NET POSITION (C + D4)			2,940.00	2,940.00	44.00	2,940.00		
F. NET POSITION								
1) Beginning Net Position								
a) As of July 1 - Unaudited		9791	56,020.00	53,475.00		53,475.00	0.00	0.0%
b) Audit Adjustments		9793	0.00	0.00		0.00	0.00	0.0%
c) As of July 1 - Audited (F1a + F1b)			56,020.00	53,475.00		53,475.00		
d) Other Restatements		9795	0.00	0.00		0.00	0.00	0.0%
e) Adjusted Beginning Net Position (F1c + F1d)			56,020.00	53,475.00		53,475.00		
2) Ending Net Position, June 30 (E + F1e)			58,960.00	56,415.00		56,415.00		
Components of Ending Net Position								
a) Net Investment in Capital Assets		9796	58,960.00	56,415.00		56,415.00		
b) Restricted Net Position		9797	0.00	0.00		0.00		
c) Unrestricted Net Position		9790	0.00	0.00		0.00		

Description	Resource Codes	Object Codes	Original Budget (A)	Board Approved Operating Budget (B)	Actuals To Date (C)	Projected Year Totals (D)	Difference (Col B & D) (E)	% Diff Column B & D (F)
OTHER STATE REVENUE								
STRS On-Behalf Pension Contributions	7690	8590	0.00	0.00	0.00	0.00	0.00	0.0%
All Other State Revenue	All Other	8590	0.00	0.00	0.00	0.00	0.00	0.0%
TOTAL, OTHER STATE REVENUE			0.00	0.00	0.00	0.00	0.00	0.0%
OTHER LOCAL REVENUE								
Sales								
Sale of Equipment/Supplies		8631	0.00	0.00	0.00	0.00	0.00	0.0%
Interest		8660	940.00	940.00	44.00	940.00	0.00	0.0%
Net Increase (Decrease) in the Fair Value of Investments		8662	0.00	0.00	0.00	0.00	0.00	0.0%
Fees and Contracts								
In-District Premiums/Contributions		8674	0.00	0.00	0.00	0.00	0.00	0.0%
All Other Fees and Contracts		8689	0.00	0.00	0.00	0.00	0.00	0.0%
Other Local Revenue								
All Other Local Revenue		8699	2,000.00	2,000.00	0.00	2,000.00	0.00	0.0%
All Other Transfers In from All Others		8799	0.00	0.00	0.00	0.00	0.00	0.0%
TOTAL, OTHER LOCAL REVENUE			2,940.00	2,940.00	44.00	2,940.00	0.00	0.0%
TOTAL, REVENUES			2,940.00	2,940.00	44.00	2,940.00		

Description	Resource Codes	Object Codes	Original Budget (A)	Board Approved Operating Budget (B)	Actuals To Date (C)	Projected Year Totals (D)	Difference (Col B & D) (E)	% Diff Column B & D (F)
CERTIFICATED SALARIES								
Certificated Pupil Support Salaries		1200	0.00	0.00	0.00	0.00	0.00	0.0%
Certificated Supervisors' and Administrators' Salaries		1300	0.00	0.00	0.00	0.00	0.00	0.0%
TOTAL, CERTIFICATED SALARIES			0.00	0.00	0.00	0.00	0.00	0.0%
CLASSIFIED SALARIES								
Classified Support Salaries		2200	0.00	0.00	0.00	0.00	0.00	0.0%
Classified Supervisors' and Administrators' Salaries		2300	0.00	0.00	0.00	0.00	0.00	0.0%
Clerical, Technical and Office Salaries		2400	0.00	0.00	0.00	0.00	0.00	0.0%
Other Classified Salaries		2900	0.00	0.00	0.00	0.00	0.00	0.0%
TOTAL, CLASSIFIED SALARIES			0.00	0.00	0.00	0.00	0.00	0.0%
EMPLOYEE BENEFITS								
STRS		3101-3102	0.00	0.00	0.00	0.00	0.00	0.0%
PERS		3201-3202	0.00	0.00	0.00	0.00	0.00	0.0%
OASDI/Medicare/Alternative		3301-3302	0.00	0.00	0.00	0.00	0.00	0.0%
Health and Welfare Benefits		3401-3402	0.00	0.00	0.00	0.00	0.00	0.0%
Unemployment Insurance		3501-3502	0.00	0.00	0.00	0.00	0.00	0.0%
Workers' Compensation		3601-3602	0.00	0.00	0.00	0.00	0.00	0.0%
OPEB, Allocated		3701-3702	0.00	0.00	0.00	0.00	0.00	0.0%
OPEB, Active Employees		3751-3752	0.00	0.00	0.00	0.00	0.00	0.0%
Other Employee Benefits		3901-3902	0.00	0.00	0.00	0.00	0.00	0.0%
TOTAL, EMPLOYEE BENEFITS			0.00	0.00	0.00	0.00	0.00	0.0%
BOOKS AND SUPPLIES								
Books and Other Reference Materials		4200	0.00	0.00	0.00	0.00	0.00	0.0%
Materials and Supplies		4300	0.00	0.00	0.00	0.00	0.00	0.0%
Noncapitalized Equipment		4400	0.00	0.00	0.00	0.00	0.00	0.0%
TOTAL, BOOKS AND SUPPLIES			0.00	0.00	0.00	0.00	0.00	0.0%
SERVICES AND OTHER OPERATING EXPENSES								
Subagreements for Services		5100	0.00	0.00	0.00	0.00	0.00	0.0%
Travel and Conferences		5200	0.00	0.00	0.00	0.00	0.00	0.0%
Dues and Memberships		5300	0.00	0.00	0.00	0.00	0.00	0.0%
Insurance		5400-5450	0.00	0.00	0.00	0.00	0.00	0.0%
Operations and Housekeeping Services		5500	0.00	0.00	0.00	0.00	0.00	0.0%
Rentals, Leases, Repairs, and Noncapitalized Improvements		5600	0.00	0.00	0.00	0.00	0.00	0.0%
Transfers of Direct Costs - Interfund		5750	0.00	0.00	0.00	0.00	0.00	0.0%
Professional/Consulting Services and Operating Expenditures		5800	0.00	0.00	0.00	0.00	0.00	0.0%
Communications		5900	0.00	0.00	0.00	0.00	0.00	0.0%
TOTAL, SERVICES AND OTHER OPERATING EXPENSES			0.00	0.00	0.00	0.00	0.00	0.0%

Description	Resource Codes	Object Codes	Original Budget (A)	Board Approved Operating Budget (B)	Actuals To Date (C)	Projected Year Totals (D)	Difference (Col B & D) (E)	% Diff Column B & D (F)
DEPRECIATION AND AMORTIZATION								
Depreciation Expense		6900	0.00	0.00	0.00	0.00	0.00	0.0%
Amortization Expense-Lease Assets		6910	0.00	0.00	0.00	0.00	0.00	0.0%
TOTAL, DEPRECIATION AND AMORTIZATION			0.00	0.00	0.00	0.00	0.00	0.0%
TOTAL, EXPENSES			0.00	0.00	0.00	0.00		
INTERFUND TRANSFERS								
INTERFUND TRANSFERS IN								
Other Authorized Interfund Transfers In		8919	0.00	0.00	0.00	0.00	0.00	0.0%
(a) TOTAL, INTERFUND TRANSFERS IN			0.00	0.00	0.00	0.00	0.00	0.0%
INTERFUND TRANSFERS OUT								
Other Authorized Interfund Transfers Out		7619	0.00	0.00	0.00	0.00	0.00	0.0%
(b) TOTAL, INTERFUND TRANSFERS OUT			0.00	0.00	0.00	0.00	0.00	0.0%
OTHER SOURCES/USES								
SOURCES								
Other Sources								
Transfers from Funds of Lapsed/Reorganized LEAs		8965	0.00	0.00	0.00	0.00	0.00	0.0%
(c) TOTAL, SOURCES			0.00	0.00	0.00	0.00	0.00	0.0%
USES								
Transfers of Funds from Lapsed/Reorganized LEAs		7651	0.00	0.00	0.00	0.00	0.00	0.0%
(d) TOTAL, USES			0.00	0.00	0.00	0.00	0.00	0.0%
CONTRIBUTIONS								
Contributions from Unrestricted Revenues		8980	0.00	0.00	0.00	0.00	0.00	0.0%
Contributions from Restricted Revenues		8990	0.00	0.00	0.00	0.00	0.00	0.0%
(e) TOTAL, CONTRIBUTIONS			0.00	0.00	0.00	0.00	0.00	0.0%
TOTAL, OTHER FINANCING SOURCES/USES (a - b + c - d + e)			0.00	0.00	0.00	0.00		

Description	Resource Codes	Object Codes	Original Budget (A)	Board Approved Operating Budget (B)	Actuals To Date (C)	Projected Year Totals (D)	Difference (Col B & D) (E)	% Diff Column B & D (F)
A. REVENUES								
1) LCFF Sources		8010-8099	0.00	0.00	0.00	0.00	0.00	0.0%
2) Federal Revenue		8100-8299	0.00	0.00	0.00	0.00	0.00	0.0%
3) Other State Revenue		8300-8599	0.00	0.00	0.00	0.00	0.00	0.0%
4) Other Local Revenue		8600-8799	103,500.00	103,500.00	44.00	103,500.00	0.00	0.0%
5) TOTAL, REVENUES			103,500.00	103,500.00	44.00	103,500.00		
B. EXPENSES								
1) Certificated Salaries		1000-1999	0.00	0.00	0.00	0.00	0.00	0.0%
2) Classified Salaries		2000-2999	0.00	0.00	0.00	0.00	0.00	0.0%
3) Employee Benefits		3000-3999	0.00	0.00	0.00	0.00	0.00	0.0%
4) Books and Supplies		4000-4999	0.00	0.00	0.00	0.00	0.00	0.0%
5) Services and Other Operating Expenses		5000-5999	135,000.00	135,000.00	38,029.52	135,000.00	0.00	0.0%
6) Depreciation and Amortization		6000-6999	0.00	0.00	0.00	0.00	0.00	0.0%
7) Other Outgo (excluding Transfers of Indirect Costs)		7100-7299, 7400-7499	0.00	0.00	0.00	0.00	0.00	0.0%
8) Other Outgo - Transfers of Indirect Costs		7300-7399	0.00	0.00	0.00	0.00	0.00	0.0%
9) TOTAL, EXPENSES			135,000.00	135,000.00	38,029.52	135,000.00		
C. EXCESS (DEFICIENCY) OF REVENUES OVER EXPENSES BEFORE OTHER FINANCING SOURCES AND USES (A5 - B9)			(31,500.00)	(31,500.00)	(37,985.52)	(31,500.00)		
D. OTHER FINANCING SOURCES/USES								
1) Interfund Transfers								
a) Transfers In		8900-8929	0.00	0.00	0.00	0.00	0.00	0.0%
b) Transfers Out		7600-7629	0.00	0.00	0.00	0.00	0.00	0.0%
2) Other Sources/Uses								
a) Sources		8930-8979	0.00	0.00	0.00	0.00	0.00	0.0%
b) Uses		7630-7699	0.00	0.00	0.00	0.00	0.00	0.0%
3) Contributions		8980-8999	0.00	0.00	0.00	0.00	0.00	0.0%
4) TOTAL, OTHER FINANCING SOURCES/USES			0.00	0.00	0.00	0.00		

Description	Resource Codes	Object Codes	Original Budget (A)	Board Approved Operating Budget (B)	Actuals To Date (C)	Projected Year Totals (D)	Difference (Col B & D) (E)	% Diff Column B & D (F)
E. NET INCREASE (DECREASE) IN NET POSITION (C + D4)			(31,500.00)	(31,500.00)	(37,985.52)	(31,500.00)		
F. NET POSITION								
1) Beginning Net Position								
a) As of July 1 - Unaudited		9791	49,983.00	75,838.00		75,838.00	0.00	0.0%
b) Audit Adjustments		9793	0.00	0.00		0.00	0.00	0.0%
c) As of July 1 - Audited (F1a + F1b)			49,983.00	75,838.00		75,838.00		
d) Other Restatements		9795	0.00	0.00		0.00	0.00	0.0%
e) Adjusted Beginning Net Position (F1c + F1d)			49,983.00	75,838.00		75,838.00		
2) Ending Net Position, June 30 (E + F1e)			18,483.00	44,338.00		44,338.00		
Components of Ending Net Position								
a) Net Investment in Capital Assets		9796	18,483.00	44,338.00		44,338.00		
b) Restricted Net Position		9797	0.00	0.00		0.00		
c) Unrestricted Net Position		9790	0.00	0.00		0.00		

Description	Resource Codes	Object Codes	Original Budget (A)	Board Approved Operating Budget (B)	Actuals To Date (C)	Projected Year Totals (D)	Difference (Col B & D) (E)	% Diff Column B & D (F)
OTHER LOCAL REVENUE								
Interest		8660	3,500.00	3,500.00	44.00	3,500.00	0.00	0.0%
Net Increase (Decrease) in the Fair Value of Investments		8662	0.00	0.00	0.00	0.00	0.00	0.0%
Fees and Contracts								
In-District Premiums/Contributions		8674	100,000.00	100,000.00	0.00	100,000.00	0.00	0.0%
Other Local Revenue								
All Other Local Revenue		8699	0.00	0.00	0.00	0.00	0.00	0.0%
TOTAL, OTHER LOCAL REVENUE			103,500.00	103,500.00	44.00	103,500.00	0.00	0.0%
TOTAL, REVENUES			103,500.00	103,500.00	44.00	103,500.00		
SERVICES AND OTHER OPERATING EXPENSES								
Subagreements for Services		5100	0.00	0.00	0.00	0.00	0.00	0.0%
Professional/Consulting Services and Operating Expenditures		5800	135,000.00	135,000.00	38,029.52	135,000.00	0.00	0.0%
TOTAL, SERVICES AND OTHER OPERATING EXPENSES			135,000.00	135,000.00	38,029.52	135,000.00	0.00	0.0%
TOTAL, EXPENSES			135,000.00	135,000.00	38,029.52	135,000.00		
INTERFUND TRANSFERS								
INTERFUND TRANSFERS IN								
Other Authorized Interfund Transfers In		8919	0.00	0.00	0.00	0.00	0.00	0.0%
(a) TOTAL, INTERFUND TRANSFERS IN			0.00	0.00	0.00	0.00	0.00	0.0%
OTHER SOURCES/USES								
SOURCES								
Other Sources								
Transfers from Funds of Lapsed/Reorganized LEAs		8965	0.00	0.00	0.00	0.00	0.00	0.0%
All Other Financing Sources		8979	0.00	0.00	0.00	0.00	0.00	0.0%
(c) TOTAL, SOURCES			0.00	0.00	0.00	0.00	0.00	0.0%
USES								
Transfers of Funds from Lapsed/Reorganized LEAs		7651	0.00	0.00	0.00	0.00	0.00	0.0%
(d) TOTAL, USES			0.00	0.00	0.00	0.00	0.00	0.0%
CONTRIBUTIONS								
Contributions from Unrestricted Revenues		8980	0.00	0.00	0.00	0.00	0.00	0.0%
Contributions from Restricted Revenues		8990	0.00	0.00	0.00	0.00	0.00	0.0%
(e) TOTAL, CONTRIBUTIONS			0.00	0.00	0.00	0.00	0.00	0.0%
TOTAL, OTHER FINANCING SOURCES/USES (a + c - d + e)			0.00	0.00	0.00	0.00		

Description	Object Codes	Projected Year Totals (Form 01I) (A)	% Change (Cols. C-A/A) (B)	2022-23 Projection (C)	% Change (Cols. E-C/C) (D)	2023-24 Projection (E)
(Enter projections for subsequent years 1 and 2 in Columns C and E; current year - Column A - is extracted)						
A. REVENUES AND OTHER FINANCING SOURCES						
1. LCFF/Revenue Limit Sources	8010-8099	20,468,946.00	-0.79%	20,306,499.00	2.26%	20,764,810.00
2. Federal Revenues	8100-8299	10,504.00	0.00%	10,504.00	0.00%	10,504.00
3. Other State Revenues	8300-8599	407,639.00	0.00%	407,639.00	0.00%	407,639.00
4. Other Local Revenues	8600-8799	279,531.00	9.30%	305,531.00	0.00%	305,531.00
5. Other Financing Sources						
a. Transfers In	8900-8929	0.00	0.00%	0.00	0.00%	0.00
b. Other Sources	8930-8979	0.00	0.00%	0.00	0.00%	0.00
c. Contributions	8980-8999	(3,085,905.00)	0.00%	(3,085,905.00)	0.00%	(3,085,905.00)
6. Total (Sum lines A1 thru A5c)		18,080,715.00	-0.75%	17,944,268.00	2.55%	18,402,579.00
B. EXPENDITURES AND OTHER FINANCING USES						
1. Certificated Salaries						
a. Base Salaries				9,108,341.00		9,244,966.00
b. Step & Column Adjustment				136,625.00		138,674.00
c. Cost-of-Living Adjustment						
d. Other Adjustments						409,147.00
e. Total Certificated Salaries (Sum lines B1a thru B1d)	1000-1999	9,108,341.00	1.50%	9,244,966.00	5.93%	9,792,787.00
2. Classified Salaries						
a. Base Salaries				2,211,528.00		2,244,701.00
b. Step & Column Adjustment				33,173.00		33,671.00
c. Cost-of-Living Adjustment						
d. Other Adjustments						100,000.00
e. Total Classified Salaries (Sum lines B2a thru B2d)	2000-2999	2,211,528.00	1.50%	2,244,701.00	5.95%	2,378,372.00
3. Employee Benefits	3000-3999	3,883,396.00	8.04%	4,195,535.00	4.68%	4,392,090.00
4. Books and Supplies	4000-4999	1,071,187.00	47.21%	1,576,876.00	-31.71%	1,076,876.00
5. Services and Other Operating Expenditures	5000-5999	2,502,599.00	-0.27%	2,495,910.00	0.00%	2,495,910.00
6. Capital Outlay	6000-6999	25,000.00	2000.00%	525,000.00	-95.24%	25,000.00
7. Other Outgo (excluding Transfers of Indirect Costs)	7100-7299, 7400-7499	258,346.00	0.00%	258,346.00	0.00%	258,346.00
8. Other Outgo - Transfers of Indirect Costs	7300-7399	(67,918.00)	0.00%	(67,918.00)	0.00%	(67,918.00)
9. Other Financing Uses						
a. Transfers Out	7600-7629	0.00	0.00%	0.00	0.00%	0.00
b. Other Uses	7630-7699	0.00	0.00%	0.00	0.00%	0.00
10. Other Adjustments (Explain in Section F below)				0.00		0.00
11. Total (Sum lines B1 thru B10)		18,992,479.00	7.80%	20,473,416.00	-0.60%	20,351,463.00
C. NET INCREASE (DECREASE) IN FUND BALANCE (Line A6 minus line B11)		(911,764.00)		(2,529,148.00)		(1,948,884.00)
D. FUND BALANCE						
1. Net Beginning Fund Balance (Form 01I, line F1e)		8,748,151.00		7,836,387.00		5,307,239.00
2. Ending Fund Balance (Sum lines C and D1)		7,836,387.00		5,307,239.00		3,358,355.00
3. Components of Ending Fund Balance (Form 01I)						
a. Nonspendable	9710-9719	0.00		5,000.00		5,000.00
b. Restricted	9740					
c. Committed						
1. Stabilization Arrangements	9750	0.00		0.00		0.00
2. Other Commitments	9760	0.00		0.00		0.00
d. Assigned	9780	2,460,381.00		2,460,381.00		2,460,381.00
e. Unassigned/Unappropriated						
1. Reserve for Economic Uncertainties	9789	0.00		851,269.00		794,789.00
2. Unassigned/Unappropriated	9790	5,376,006.00		1,990,589.00		98,185.00
f. Total Components of Ending Fund Balance (Line D3f must agree with line D2)		7,836,387.00		5,307,239.00		3,358,355.00

Description	Object Codes	Projected Year Totals (Form 01I) (A)	% Change (Cols. C-A/A) (B)	2022-23 Projection (C)	% Change (Cols. E-C/C) (D)	2023-24 Projection (E)
E. AVAILABLE RESERVES						
1. General Fund						
a. Stabilization Arrangements	9750	0.00		0.00		0.00
b. Reserve for Economic Uncertainties	9789	0.00		851,269.00		794,789.00
c. Unassigned/Unappropriated	9790	5,376,006.00		1,990,589.00		98,185.00
(Enter other reserve projections in Columns C and E for subsequent years 1 and 2; current year - Column A - is extracted)						
2. Special Reserve Fund - Noncapital Outlay (Fund 17)						
a. Stabilization Arrangements	9750	0.00		0.00		0.00
b. Reserve for Economic Uncertainties	9789	0.00		0.00		0.00
c. Unassigned/Unappropriated	9790	0.00		0.00		0.00
3. Total Available Reserves (Sum lines E1a thru E2c)		5,376,006.00		2,841,858.00		892,974.00

F. ASSUMPTIONS

Please provide below or on a separate attachment, the assumptions used to determine the projections for the first and second subsequent fiscal years. Further, please include an explanation for any significant expenditure adjustments projected in lines B1d, B2d, and B10. For additional information, please refer to the Budget Assumptions section of the SACS Financial Reporting Software User Guide.

B1d and B2d, staffing for new school

Description	Object Codes	Projected Year Totals (Form 01I) (A)	% Change (Cols. C-A/A) (B)	2022-23 Projection (C)	% Change (Cols. E-C/C) (D)	2023-24 Projection (E)
(Enter projections for subsequent years 1 and 2 in Columns C and E; current year - Column A - is extracted)						
A. REVENUES AND OTHER FINANCING SOURCES						
1. LCFF/Revenue Limit Sources	8010-8099	0.00	0.00%	0.00	0.00%	0.00
2. Federal Revenues	8100-8299	845,184.00	294.49%	3,334,152.00	-74.65%	845,184.00
3. Other State Revenues	8300-8599	1,794,021.00	3.83%	1,862,736.00	-39.61%	1,124,879.00
4. Other Local Revenues	8600-8799	383,901.00	0.00%	383,901.00	0.00%	383,901.00
5. Other Financing Sources						
a. Transfers In	8900-8929	0.00	0.00%	0.00	0.00%	0.00
b. Other Sources	8930-8979	0.00	0.00%	0.00	0.00%	0.00
c. Contributions	8980-8999	3,085,905.00	0.00%	3,085,905.00	0.00%	3,085,905.00
6. Total (Sum lines A1 thru A5c)		6,109,011.00	41.87%	8,666,694.00	-37.23%	5,439,869.00
B. EXPENDITURES AND OTHER FINANCING USES						
1. Certificated Salaries						
a. Base Salaries				2,345,597.00		2,380,676.00
b. Step & Column Adjustment				35,079.00		19,929.00
c. Cost-of-Living Adjustment						
d. Other Adjustments						(1,045,100.00)
e. Total Certificated Salaries (Sum lines B1a thru B1d)	1000-1999	2,345,597.00	1.50%	2,380,676.00	-43.06%	1,355,505.00
2. Classified Salaries						
a. Base Salaries				973,107.00		973,107.00
b. Step & Column Adjustment						
c. Cost-of-Living Adjustment						
d. Other Adjustments						(355,388.00)
e. Total Classified Salaries (Sum lines B2a thru B2d)	2000-2999	973,107.00	0.00%	973,107.00	-36.52%	617,719.00
3. Employee Benefits	3000-3999	1,569,197.00	5.59%	1,656,973.00	-21.47%	1,301,285.00
4. Books and Supplies	4000-4999	480,356.00	-0.11%	479,848.00	0.00%	479,848.00
5. Services and Other Operating Expenditures	5000-5999	1,542,187.00	-1.73%	1,515,519.00	0.00%	1,515,519.00
6. Capital Outlay	6000-6999	605,844.00	0.00%	605,844.00	0.00%	605,844.00
7. Other Outgo (excluding Transfers of Indirect Costs)	7100-7299, 7400-7499	377,367.00	0.00%	377,367.00	0.00%	377,367.00
8. Other Outgo - Transfers of Indirect Costs	7300-7399	32,918.00	0.00%	32,918.00	0.00%	32,918.00
9. Other Financing Uses						
a. Transfers Out	7600-7629	0.00	0.00%	0.00	0.00%	0.00
b. Other Uses	7630-7699	0.00	0.00%	0.00	0.00%	0.00
10. Other Adjustments (Explain in Section F below)				0.00		0.00
11. Total (Sum lines B1 thru B10)		7,926,573.00	1.21%	8,022,252.00	-21.64%	6,286,005.00
C. NET INCREASE (DECREASE) IN FUND BALANCE (Line A6 minus line B11)		(1,817,562.00)		644,442.00		(846,136.00)
D. FUND BALANCE						
1. Net Beginning Fund Balance (Form 01I, line F1e)		3,178,508.00		1,360,946.00		2,005,388.00
2. Ending Fund Balance (Sum lines C and D1)		1,360,946.00		2,005,388.00		1,159,252.00
3. Components of Ending Fund Balance (Form 01I)						
a. Nonspendable	9710-9719	0.00				
b. Restricted	9740	1,360,946.00		2,005,388.00		1,159,252.00
c. Committed						
1. Stabilization Arrangements	9750					
2. Other Commitments	9760					
d. Assigned	9780					
e. Unassigned/Unappropriated						
1. Reserve for Economic Uncertainties	9789					
2. Unassigned/Unappropriated	9790	0.00		0.00		0.00
f. Total Components of Ending Fund Balance (Line D3f must agree with line D2)		1,360,946.00		2,005,388.00		1,159,252.00

Description	Object Codes	Projected Year Totals (Form 01I) (A)	% Change (Cols. C-A/A) (B)	2022-23 Projection (C)	% Change (Cols. E-C/C) (D)	2023-24 Projection (E)
E. AVAILABLE RESERVES						
1. General Fund						
a. Stabilization Arrangements	9750					
b. Reserve for Economic Uncertainties	9789					
c. Unassigned/Unappropriated Amount	9790					
(Enter current year reserve projections in Column A, and other reserve projections in Columns C and E for subsequent years 1 and 2)						
2. Special Reserve Fund - Noncapital Outlay (Fund 17)						
a. Stabilization Arrangements	9750					
b. Reserve for Economic Uncertainties	9789					
c. Unassigned/Unappropriated	9790					
3. Total Available Reserves (Sum lines E1a thru E2c)						

F. ASSUMPTIONS

Please provide below or on a separate attachment, the assumptions used to determine the projections for the first and second subsequent fiscal years. Further, please include an explanation for any significant expenditure adjustments projected in lines B1d, B2d, and B10. For additional information, please refer to the Budget Assumptions section of the SACS Financial Reporting Software User Guide.

Negative adjustment in staffing for one-time funds

Description	Object Codes	Projected Year Totals (Form 01I) (A)	% Change (Cols. C-A/A) (B)	2022-23 Projection (C)	% Change (Cols. E-C/C) (D)	2023-24 Projection (E)
(Enter projections for subsequent years 1 and 2 in Columns C and E; current year - Column A - is extracted)						
A. REVENUES AND OTHER FINANCING SOURCES						
1. LCFF/Revenue Limit Sources	8010-8099	20,468,946.00	-0.79%	20,306,499.00	2.26%	20,764,810.00
2. Federal Revenues	8100-8299	855,688.00	290.87%	3,344,656.00	-74.42%	855,688.00
3. Other State Revenues	8300-8599	2,201,660.00	3.12%	2,270,375.00	-32.50%	1,532,518.00
4. Other Local Revenues	8600-8799	663,432.00	3.92%	689,432.00	0.00%	689,432.00
5. Other Financing Sources						
a. Transfers In	8900-8929	0.00	0.00%	0.00	0.00%	0.00
b. Other Sources	8930-8979	0.00	0.00%	0.00	0.00%	0.00
c. Contributions	8980-8999	0.00	0.00%	0.00	0.00%	0.00
6. Total (Sum lines A1 thru A5c)		24,189,726.00	10.01%	26,610,962.00	-10.40%	23,842,448.00
B. EXPENDITURES AND OTHER FINANCING USES						
1. Certificated Salaries						
a. Base Salaries				11,453,938.00		11,625,642.00
b. Step & Column Adjustment				171,704.00		158,603.00
c. Cost-of-Living Adjustment				0.00		0.00
d. Other Adjustments				0.00		(635,953.00)
e. Total Certificated Salaries (Sum lines B1a thru B1d)	1000-1999	11,453,938.00	1.50%	11,625,642.00	-4.11%	11,148,292.00
2. Classified Salaries						
a. Base Salaries				3,184,635.00		3,217,808.00
b. Step & Column Adjustment				33,173.00		33,671.00
c. Cost-of-Living Adjustment				0.00		0.00
d. Other Adjustments				0.00		(255,388.00)
e. Total Classified Salaries (Sum lines B2a thru B2d)	2000-2999	3,184,635.00	1.04%	3,217,808.00	-6.89%	2,996,091.00
3. Employee Benefits	3000-3999	5,452,593.00	7.33%	5,852,508.00	-2.72%	5,693,375.00
4. Books and Supplies	4000-4999	1,551,543.00	32.56%	2,056,724.00	-24.31%	1,556,724.00
5. Services and Other Operating Expenditures	5000-5999	4,044,786.00	-0.82%	4,011,429.00	0.00%	4,011,429.00
6. Capital Outlay	6000-6999	630,844.00	79.26%	1,130,844.00	-44.21%	630,844.00
7. Other Outgo (excluding Transfers of Indirect Costs)	7100-7299, 7400-7499	635,713.00	0.00%	635,713.00	0.00%	635,713.00
8. Other Outgo - Transfers of Indirect Costs	7300-7399	(35,000.00)	0.00%	(35,000.00)	0.00%	(35,000.00)
9. Other Financing Uses						
a. Transfers Out	7600-7629	0.00	0.00%	0.00	0.00%	0.00
b. Other Uses	7630-7699	0.00	0.00%	0.00	0.00%	0.00
10. Other Adjustments				0.00		0.00
11. Total (Sum lines B1 thru B10)		26,919,052.00	5.86%	28,495,668.00	-6.52%	26,637,468.00
C. NET INCREASE (DECREASE) IN FUND BALANCE (Line A6 minus line B11)		(2,729,326.00)		(1,884,706.00)		(2,795,020.00)
D. FUND BALANCE						
1. Net Beginning Fund Balance (Form 01I, line F1e)		11,926,659.00		9,197,333.00		7,312,627.00
2. Ending Fund Balance (Sum lines C and D1)		9,197,333.00		7,312,627.00		4,517,607.00
3. Components of Ending Fund Balance (Form 01I)						
a. Nonspendable	9710-9719	0.00		5,000.00		5,000.00
b. Restricted	9740	1,360,946.00		2,005,388.00		1,159,252.00
c. Committed						
1. Stabilization Arrangements	9750	0.00		0.00		0.00
2. Other Commitments	9760	0.00		0.00		0.00
d. Assigned	9780	2,460,381.00		2,460,381.00		2,460,381.00
e. Unassigned/Unappropriated						
1. Reserve for Economic Uncertainties	9789	0.00		851,269.00		794,789.00
2. Unassigned/Unappropriated	9790	5,376,006.00		1,990,589.00		98,185.00
f. Total Components of Ending Fund Balance (Line D3f must agree with line D2)		9,197,333.00		7,312,627.00		4,517,607.00

Description	Object Codes	Projected Year Totals (Form 01I) (A)	% Change (Cols. C-A/A) (B)	2022-23 Projection (C)	% Change (Cols. E-C/C) (D)	2023-24 Projection (E)
E. AVAILABLE RESERVES (Unrestricted except as noted)						
1. General Fund						
a. Stabilization Arrangements	9750	0.00		0.00		0.00
b. Reserve for Economic Uncertainties	9789	0.00		851,269.00		794,789.00
c. Unassigned/Unappropriated	9790	5,376,006.00		1,990,589.00		98,185.00
d. Negative Restricted Ending Balances (Negative resources 2000-9999)	979Z			0.00		0.00
2. Special Reserve Fund - Noncapital Outlay (Fund 17)						
a. Stabilization Arrangements	9750	0.00		0.00		0.00
b. Reserve for Economic Uncertainties	9789	0.00		0.00		0.00
c. Unassigned/Unappropriated	9790	0.00		0.00		0.00
3. Total Available Reserves - by Amount (Sum lines E1 thru E2c)		5,376,006.00		2,841,858.00		892,974.00
4. Total Available Reserves - by Percent (Line E3 divided by Line F3c)		19.97%		9.97%		3.35%
F. RECOMMENDED RESERVES						
1. Special Education Pass-through Exclusions For districts that serve as the administrative unit (AU) of a special education local plan area (SELPA):						
a. Do you choose to exclude from the reserve calculation the pass-through funds distributed to SELPA members?	No					
b. If you are the SELPA AU and are excluding special education pass-through funds: 1. Enter the name(s) of the SELPA(s):						
2. Special education pass-through funds (Column A: Fund 10, resources 3300-3499, 6500-6540 and 6546, objects 7211-7213 and 7221-7223; enter projections for subsequent years 1 and 2 in Columns C and E)		0.00		0.00		0.00
2. District ADA Used to determine the reserve standard percentage level on line F3d (Col. A: Form AI, Estimated P-2 ADA column, Lines A4 and C4; enter projections)		2,176.35		2,127.00		2,075.00
3. Calculating the Reserves						
a. Expenditures and Other Financing Uses (Line B11)		26,919,052.00		28,495,668.00		26,637,468.00
b. Plus: Special Education Pass-through Funds (Line F1b2, if Line F1a is No)		0.00		0.00		0.00
c. Total Expenditures and Other Financing Uses (Line F3a plus line F3b)		26,919,052.00		28,495,668.00		26,637,468.00
d. Reserve Standard Percentage Level (Refer to Form 01CSI, Criterion 10 for calculation details)		3%		3%		3%
e. Reserve Standard - By Percent (Line F3c times F3d)		807,571.56		854,870.04		799,124.04
f. Reserve Standard - By Amount (Refer to Form 01CSI, Criterion 10 for calculation details)		0.00		0.00		0.00
g. Reserve Standard (Greater of Line F3e or F3f)		807,571.56		854,870.04		799,124.04
h. Available Reserves (Line E3) Meet Reserve Standard (Line F3g)		YES		YES		YES

SACS2021ALL Financial Reporting Software - 2021.2.0
12/10/2021 12:36:27 PM **39-68544-0000000**

First Interim
2021-22 Projected Totals
Technical Review Checks

Jefferson Elementary **San Joaquin County**

Following is a chart of the various types of technical review checks and related requirements:

F - Fatal (Data must be corrected; an explanation is not allowed)
W/WC - Warning/Warning with Calculation (If data are not correct, correct the data; if data are correct an explanation is required)
O - Informational (If data are not correct, correct the data; if data are correct an explanation is optional, but encouraged)

IMPORT CHECKS

CHECKFUND - (F) - All FUND codes must be valid. **PASSED**

CHECKRESOURCE - (W) - All RESOURCE codes must be valid. **PASSED**

CHK-RS-LOCAL-DEFINED - (F) - All locally defined resource codes must roll up to a CDE defined resource code. **PASSED**

CHECKGOAL - (F) - All GOAL codes must be valid. **PASSED**

CHECKFUNCTION - (F) - All FUNCTION codes must be valid. **PASSED**

CHECKOBJECT - (F) - All OBJECT codes must be valid. **PASSED**

CHK-FUNDxOBJECT - (F) - All FUND and OBJECT account code combinations must be valid. **PASSED**

CHK-FDxRS7690x8590 - (F) - Funds 19, 57, 63, 66, 67, and 73 with Object 8590, All Other State Revenue, must be used in combination with Resource 7690, STRS-On Behalf Pension Contributions. **PASSED**

CHK-FUNDxRESOURCE - (W) - All FUND and RESOURCE account code combinations should be valid. **PASSED**

CHK-FUNDxGOAL - (W) - All FUND and GOAL account code combinations should be valid. **PASSED**

CHK-FUNDxFUNCTION-A - (W) - All FUND (funds 01 through 12, 19, 57, 62, and 73) and FUNCTION account code combinations should be valid. **PASSED**

CHK-FUNDxFUNCTION-B - (F) - All FUND (all funds except for 01 through 12, 19, 57, 62, and 73) and FUNCTION account code combinations must be valid. **PASSED**

CHK-RESOURCExOBJECTA - (W) - All RESOURCE and OBJECT (objects 8000 through 9999, except for 9791, 9793, and 9795) account code combinations should be valid. **PASSED**

CHK-RESOURCExOBJECTB - (O) - All RESOURCE and OBJECT (objects 9791, 9793, and 9795) account code combinations should be valid. **PASSED**

CHK-RES6500xOBJ8091 - (F) - There is no activity in Resource 6500 (Special Education) with Object 8091 (LCFF Transfers-Current Year) or 8099 (LCFF/Revenue Limit Transfers-Prior Years). **PASSED**

CHK-FUNCTIONxOBJECT - (F) - All FUNCTION and OBJECT account code combinations must be valid. **PASSED**

CHK-GOALxFUNCTION-A - (F) - Goal and function account code combinations (all goals with expenditure objects 1000-7999 in functions 1000-1999 and 4000-5999) must be valid. NOTE: Functions not included in the GOALxFUNCTION table (0000, 2000-3999, 6000-6999, 7100-7199, 7210, 8000-8999) are not checked and will pass the TRC. **PASSED**

CHK-GOALxFUNCTION-B - (F) - General administration costs (functions 7200-7999, except 7210) must be direct-charged to an Undistributed, Nonagency, or County Services to Districts goal (Goal 0000, 7100-7199, or 8600-8699). **PASSED**

SPECIAL-ED-GOAL - (F) - Special Education revenue and expenditure transactions (resources 3300-3405, and 6500-6540, objects 1000-8999) must be coded to a Special Education 5000 goal or to Goal 7110, Nonagency-Educational. This technical review check excludes Early Intervening Services resources 3312, 3318, and 3332. **PASSED**

GENERAL LEDGER CHECKS

INTERFD-DIR-COST - (W) - Transfers of Direct Costs - Interfund (Object 5750) must net to zero for all funds. **PASSED**

INTERFD-INDIRECT - (W) - Transfers of Indirect Costs - Interfund (Object 7350) must net to zero for all funds. **PASSED**

INTERFD-INDIRECT-FN - (W) - Transfers of Indirect Costs - Interfund (Object 7350) must net to zero by function. **PASSED**

INTERFD-IN-OUT - (W) - Interfund Transfers In (objects 8910-8929) must equal Interfund Transfers Out (objects 7610-7629). **PASSED**

LCFF-TRANSFER - (W) - LCFF Transfers (objects 8091 and 8099) must net to zero, individually. **PASSED**

INTRAFD-DIR-COST - (F) - Transfers of Direct Costs (Object 5710) must net to zero by fund. **PASSED**

INTRAFD-INDIRECT - (F) - Transfers of Indirect Costs (Object 7310) must net to zero by fund. **PASSED**

INTRAFD-INDIRECT-FN - (F) - Transfers of Indirect Costs (Object 7310) must net to zero by function. **PASSED**

CONTRIB-UNREST-REV - (F) - Contributions from Unrestricted Revenues (Object 8980) must net to zero by fund. **PASSED**

CONTRIB-RESTR-REV - (F) - Contributions from Restricted Revenues (Object 8990) must net to zero by fund. **PASSED**

EPA-CONTRIB - (F) - There should be no contributions (objects 8980-8999) to the Education Protection Account (Resource 1400). **PASSED**

LOTTERY-CONTRIB - (F) - There should be no contributions (objects 8980-8999) to the lottery (resources 1100 and 6300) or from the Lottery: Instructional Materials (Resource 6300). **PASSED**

PASS-THRU-REV=EXP - (W) - Pass-through revenues from all sources (objects 8287, 8587, and 8697) should equal transfers of pass-through revenues to other agencies (objects 7211 through 7213, plus 7299 for Resource 3327), by resource. **PASSED**

SE-PASS-THRU-REVENUE - (W) - Transfers of special education pass-through revenues are not reported in the general fund for the Administrative Unit of a Special Education Local Plan Area. **PASSED**

EXCESS-ASSIGN-REU - (F) - Amounts reported in Other Assignments (Object 9780) and/or Reserve for Economic Uncertainties (REU) (Object 9789) should not create a negative amount in Unassigned/Unappropriated (Object 9790) by fund and resource (for all funds except funds 61 through 95). **PASSED**

UNASSIGNED-NEGATIVE - (F) - Unassigned/Unappropriated balance (Object 9790) must be zero or negative, by resource, in all funds except the general fund and funds 61 through 95. **PASSED**

UNR-NET-POSITION-NEG - (F) - Unrestricted Net Position (Object 9790), in restricted resources, must be zero or negative, by resource, in funds 61 through 95. **PASSED**

RS-NET-POSITION-ZERO - (F) - Restricted Net Position (Object 9797), in unrestricted resources, must be zero, by resource, in funds 61 through 95. **PASSED**

EFB-POSITIVE - (W) - All ending fund balances (Object 979Z) should be positive by resource, by fund. **PASSED**

OBJ-POSITIVE - (W) - All applicable objects should have a positive balance by resource, by fund. **PASSED**

REV-POSITIVE - (W) - Revenue amounts exclusive of contributions (objects 8000-8979) should be positive by resource, by fund. **PASSED**

EXP-POSITIVE - (W) - Expenditure amounts (objects 1000-7999) should be positive by function, resource, and fund. **PASSED**

CEFB-POSITIVE - (F) - Components of Ending Fund Balance/Net Position (objects 9700-9789, 9796, and 9797) must be positive individually by resource, by fund. **PASSED**

SUPPLEMENTAL CHECKS

CS-EXPLANATIONS - (F) - Explanations must be provided in the Criteria and Standards Review (Form 01CSI) for all criteria and for supplemental information items S1 through S6, and S9 if applicable, where the standard has not been met or where the status is Not Met or Yes. **PASSED**

CS-YES-NO - (F) - Supplemental information items and additional fiscal indicator items in the Criteria and Standards Review (Form 01CSI) must be

answered Yes or No, where applicable, for the form to be complete. PASSED

EXPORT CHECKS

FORM01-PROVIDE - (F) - Form 01 (Form 01I) must be opened and saved. PASSED

INTERIM-CERT-PROVIDE - (F) - Interim Certification (Form CI) must be provided. PASSED

ADA-PROVIDE - (F) - Average Daily Attendance data (Form AI) must be provided. PASSED

CS-PROVIDE - (F) - The Criteria and Standards Review (Form 01CSI) has been provided. PASSED

CASHFLOW-PROVIDE - (W) - A Cashflow Worksheet (Form CASH) must be provided with your Interim reports. (Note: LEAs may use a cashflow worksheet other than Form CASH, as long as it provides a monthly cashflow projected through the end of the fiscal year.) EXCEPTION

Explanation:Please see attached cash flow sheet

MYP-PROVIDE - (W) - A Multiyear Projection Worksheet must be provided with your Interim. (Note: LEAs may use a multiyear projection worksheet other than Form MYP, with approval of their reviewing agency, as long as it provides current year and at least two subsequent fiscal years, and separately projects unrestricted resources, restricted resources, and combined total resources.) PASSED

MYPIO-PROVIDE - (W) - A multiyear projection worksheet must be provided with your interim report for any fund projecting a negative balance at the end of the current fiscal year. (Note: LEAs may use a multiyear projection worksheet other than Form MYPIO, with approval of their reviewing agency.) PASSED

CHK-UNBALANCED-A - (W) - Unbalanced and/or incomplete data in any of the forms should be corrected before an official export is completed. PASSED

CHK-UNBALANCED-B - (F) - Unbalanced and/or incomplete data in any of the forms must be corrected before an official export can be completed. PASSED

CHK-DEPENDENCY - (F) - If data have changed that affect other forms, the affected forms must be opened and saved. PASSED

Checks Completed.

SACS2021ALL Financial Reporting Software - 2021.2.0
12/10/2021 12:52:23 PM **39-68544-0000000**

First Interim
2021-22 Actuals to Date
Technical Review Checks

Jefferson Elementary **San Joaquin County**

Following is a chart of the various types of technical review checks and related requirements:

F - Fatal (Data must be corrected; an explanation is not allowed)
W/WC - Warning/Warning with Calculation (If data are not correct, correct the data; if data are correct an explanation is required)
O - Informational (If data are not correct, correct the data; if data are correct an explanation is optional, but encouraged)

IMPORT CHECKS

CHECKFUND - (F) - All FUND codes must be valid. **PASSED**

CHECKRESOURCE - (W) - All RESOURCE codes must be valid. **PASSED**

CHK-RS-LOCAL-DEFINED - (F) - All locally defined resource codes must roll up to a CDE defined resource code. **PASSED**

CHECKGOAL - (F) - All GOAL codes must be valid. **PASSED**

CHECKFUNCTION - (F) - All FUNCTION codes must be valid. **PASSED**

CHECKOBJECT - (F) - All OBJECT codes must be valid. **PASSED**

CHK-FUNDxOBJECT - (F) - All FUND and OBJECT account code combinations must be valid. **PASSED**

CHK-FDxRS7690x8590 - (F) - Funds 19, 57, 63, 66, 67, and 73 with Object 8590, All Other State Revenue, must be used in combination with Resource 7690, STRS-On Behalf Pension Contributions. **PASSED**

CHK-FUNDxRESOURCE - (W) - All FUND and RESOURCE account code combinations should be valid. **PASSED**

CHK-FUNDxGOAL - (W) - All FUND and GOAL account code combinations should be valid. **PASSED**

CHK-FUNDxFUNCTION-A - (W) - All FUND (funds 01 through 12, 19, 57, 62, and 73) and FUNCTION account code combinations should be valid. **PASSED**

CHK-FUNDxFUNCTION-B - (F) - All FUND (all funds except for 01 through 12, 19, 57, 62, and 73) and FUNCTION account code combinations must be valid. **PASSED**

CHK-RESOURCExOBJECTA - (W) - All RESOURCE and OBJECT (objects 8000 through 9999, except for 9791, 9793, and 9795) account code combinations should be valid. **PASSED**

CHK-RESOURCExOBJECTB - (O) - All RESOURCE and OBJECT (objects 9791, 9793, and 9795) account code combinations should be valid. **PASSED**

CHK-RES6500xOBJ8091 - (F) - There is no activity in Resource 6500 (Special Education) with Object 8091 (LCFF Transfers-Current Year) or 8099 (LCFF/Revenue Limit Transfers-Prior Years). **PASSED**

CHK-FUNCTIONxOBJECT - (F) - All FUNCTION and OBJECT account code combinations must be valid. **PASSED**

CHK-GOALxFUNCTION-A - (F) - Goal and function account code combinations (all goals with expenditure objects 1000-7999 in functions 1000-1999 and 4000-5999) must be valid. NOTE: Functions not included in the GOALxFUNCTION table (0000, 2000-3999, 6000-6999, 7100-7199, 7210, 8000-8999) are not checked and will pass the TRC. **PASSED**

CHK-GOALxFUNCTION-B - (F) - General administration costs (functions 7200-7999, except 7210) must be direct-charged to an Undistributed, Nonagency, or County Services to Districts goal (Goal 0000, 7100-7199, or 8600-8699). **PASSED**

SPECIAL-ED-GOAL - (F) - Special Education revenue and expenditure transactions (resources 3300-3405, and 6500-6540, objects 1000-8999) must be coded to a Special Education 5000 goal or to Goal 7110, Nonagency-Educational. This technical review check excludes Early Intervening Services resources 3312, 3318, and 3332. **PASSED**

GENERAL LEDGER CHECKS

INTERFD-DIR-COST - (W) - Transfers of Direct Costs - Interfund (Object 5750) must net to zero for all funds. **PASSED**

INTERFD-INDIRECT - (W) - Transfers of Indirect Costs - Interfund (Object 7350) must net to zero for all funds. **PASSED**

INTERFD-INDIRECT-FN - (W) - Transfers of Indirect Costs - Interfund (Object 7350) must net to zero by function. **PASSED**

INTERFD-IN-OUT - (W) - Interfund Transfers In (objects 8910-8929) must equal Interfund Transfers Out (objects 7610-7629). **PASSED**

LCFF-TRANSFER - (W) - LCFF Transfers (objects 8091 and 8099) must net to zero, individually. **PASSED**

INTRAFD-DIR-COST - (W) - Transfers of Direct Costs (Object 5710) must net to zero by fund. **PASSED**

INTRAFD-INDIRECT - (W) - Transfers of Indirect Costs (Object 7310) must net to zero by fund. **PASSED**

INTRAFD-INDIRECT-FN - (W) - Transfers of Indirect Costs (Object 7310) must net to zero by function. **PASSED**

CONTRIB-UNREST-REV - (W) - Contributions from Unrestricted Revenues (Object 8980) must net to zero by fund. **PASSED**

CONTRIB-RESTR-REV - (W) - Contributions from Restricted Revenues (Object 8990) must net to zero by fund. **PASSED**

EPA-CONTRIB - (W) - There should be no contributions (objects 8980-8999) to the Education Protection Account (Resource 1400). **PASSED**

LOTTERY-CONTRIB - (W) - There should be no contributions (objects 8980-8999) to the lottery (resources 1100 and 6300) or from the Lottery: Instructional Materials (Resource 6300). **PASSED**

SUPPLEMENTAL CHECKS

EXPORT CHECKS

CHK-DEPENDENCY - (F) - If data have changed that affect other forms, the affected forms must be opened and saved. **PASSED**

Checks Completed.

SACS2021ALL Financial Reporting Software - 2021.2.0
12/10/2021 12:51:48 PM **39-68544-0000000**

First Interim
2021-22 Board Approved Operating Budget
Technical Review Checks

Jefferson Elementary **San Joaquin County**

Following is a chart of the various types of technical review checks and related requirements:

F - Fatal (Data must be corrected; an explanation is not allowed)
W/WC - Warning/Warning with Calculation (If data are not correct, correct the data; if data are correct an explanation is required)
O - Informational (If data are not correct, correct the data; if data are correct an explanation is optional, but encouraged)

IMPORT CHECKS

CHECKFUND - (F) - All FUND codes must be valid. **PASSED**

CHECKRESOURCE - (W) - All RESOURCE codes must be valid. **PASSED**

CHK-RS-LOCAL-DEFINED - (F) - All locally defined resource codes must roll up to a CDE defined resource code. **PASSED**

CHECKGOAL - (F) - All GOAL codes must be valid. **PASSED**

CHECKFUNCTION - (F) - All FUNCTION codes must be valid. **PASSED**

CHECKOBJECT - (F) - All OBJECT codes must be valid. **PASSED**

CHK-FUNDxOBJECT - (F) - All FUND and OBJECT account code combinations must be valid. **PASSED**

CHK-FDxRS7690x8590 - (F) - Funds 19, 57, 63, 66, 67, and 73 with Object 8590, All Other State Revenue, must be used in combination with Resource 7690, STRS-On Behalf Pension Contributions. **PASSED**

CHK-FUNDxRESOURCE - (W) - All FUND and RESOURCE account code combinations should be valid. **PASSED**

CHK-FUNDxGOAL - (W) - All FUND and GOAL account code combinations should be valid. **PASSED**

CHK-FUNDxFUNCTION-A - (W) - All FUND (funds 01 through 12, 19, 57, 62, and 73) and FUNCTION account code combinations should be valid. **PASSED**

CHK-FUNDxFUNCTION-B - (F) - All FUND (all funds except for 01 through 12, 19, 57, 62, and 73) and FUNCTION account code combinations must be valid. **PASSED**

CHK-RESOURCExOBJECTA - (W) - All RESOURCE and OBJECT (objects 8000 through 9999, except for 9791, 9793, and 9795) account code combinations should be valid. **PASSED**

CHK-RESOURCExOBJECTB - (O) - All RESOURCE and OBJECT (objects 9791, 9793, and 9795) account code combinations should be valid. **PASSED**

CHK-RES6500xOBJ8091 - (F) - There is no activity in Resource 6500 (Special Education) with Object 8091 (LCFF Transfers-Current Year) or 8099 (LCFF/Revenue Limit Transfers-Prior Years). **PASSED**

CHK-FUNCTIONxOBJECT - (F) - All FUNCTION and OBJECT account code combinations must be valid. **PASSED**

CHK-GOALxFUNCTION-A - (F) - Goal and function account code combinations (all goals with expenditure objects 1000-7999 in functions 1000-1999 and 4000-5999) must be valid. NOTE: Functions not included in the GOALxFUNCTION table (0000, 2000-3999, 6000-6999, 7100-7199, 7210, 8000-8999) are not checked and will pass the TRC. **PASSED**

CHK-GOALxFUNCTION-B - (F) - General administration costs (functions 7200-7999, except 7210) must be direct-charged to an Undistributed, Nonagency, or County Services to Districts goal (Goal 0000, 7100-7199, or 8600-8699). **PASSED**

SPECIAL-ED-GOAL - (F) - Special Education revenue and expenditure transactions (resources 3300-3405, and 6500-6540, objects 1000-8999) must be coded to a Special Education 5000 goal or to Goal 7110, Nonagency-Educational. This technical review check excludes Early Intervening Services resources 3312, 3318, and 3332. **PASSED**

GENERAL LEDGER CHECKS

INTERFD-DIR-COST - (W) - Transfers of Direct Costs - Interfund (Object 5750) must net to zero for all funds. **PASSED**

INTERFD-INDIRECT - (W) - Transfers of Indirect Costs - Interfund (Object 7350) must net to zero for all funds. **PASSED**

INTERFD-INDIRECT-FN - (W) - Transfers of Indirect Costs - Interfund (Object 7350) must net to zero by function. **PASSED**

INTERFD-IN-OUT - (W) - Interfund Transfers In (objects 8910-8929) must equal Interfund Transfers Out (objects 7610-7629). **PASSED**

LCFF-TRANSFER - (W) - LCFF Transfers (objects 8091 and 8099) must net to zero, individually. **PASSED**

INTRAFD-DIR-COST - (W) - Transfers of Direct Costs (Object 5710) must net to zero by fund. **PASSED**

INTRAFD-INDIRECT - (W) - Transfers of Indirect Costs (Object 7310) must net to zero by fund. **PASSED**

INTRAFD-INDIRECT-FN - (W) - Transfers of Indirect Costs (Object 7310) must net to zero by function. **PASSED**

CONTRIB-UNREST-REV - (W) - Contributions from Unrestricted Revenues (Object 8980) must net to zero by fund. **PASSED**

CONTRIB-RESTR-REV - (W) - Contributions from Restricted Revenues (Object 8990) must net to zero by fund. **PASSED**

EPA-CONTRIB - (W) - There should be no contributions (objects 8980-8999) to the Education Protection Account (Resource 1400). **PASSED**

LOTTERY-CONTRIB - (W) - There should be no contributions (objects 8980-8999) to the lottery (resources 1100 and 6300) or from the Lottery: Instructional Materials (Resource 6300). **PASSED**

PASS-THRU-REV=EXP - (W) - Pass-through revenues from all sources (objects 8287, 8587, and 8697) should equal transfers of pass-through revenues to other agencies (objects 7211 through 7213, plus 7299 for Resource 3327), by resource. **PASSED**

SE-PASS-THRU-REVENUE - (W) - Transfers of special education pass-through revenues are not reported in the general fund for the Administrative Unit of a Special Education Local Plan Area. **PASSED**

EXCESS-ASSIGN-REU - (W) - Amounts reported in Other Assignments (Object 9780) and/or Reserve for Economic Uncertainties (REU) (Object 9789) should not create a negative amount in Unassigned/Unappropriated (Object 9790) by fund and resource (for all funds except funds 61 through 95). **PASSED**

UNASSIGNED-NEGATIVE - (F) - Unassigned/Unappropriated balance (Object 9790) must be zero or negative, by resource, in all funds except the general fund and funds 61 through 95. **PASSED**

UNR-NET-POSITION-NEG - (F) - Unrestricted Net Position (Object 9790), in restricted resources, must be zero or negative, by resource, in funds 61 through 95. **PASSED**

RS-NET-POSITION-ZERO - (F) - Restricted Net Position (Object 9797), in unrestricted resources, must be zero, by resource, in funds 61 through 95. **PASSED**

EFB-POSITIVE - (W) - All ending fund balances (Object 979Z) should be positive by resource, by fund. **PASSED**

OBJ-POSITIVE - (W) - All applicable objects should have a positive balance by resource, by fund. **PASSED**

REV-POSITIVE - (W) - Revenue amounts exclusive of contributions (objects 8000-8979) should be positive by resource, by fund. **PASSED**

EXP-POSITIVE - (W) - Expenditure amounts (objects 1000-7999) should be positive by function, resource, and fund. **PASSED**

CEFB-POSITIVE - (W) - Components of Ending Fund Balance/Net Position (objects 9700-9789, 9796, and 9797) must be positive individually by resource, by fund. **PASSED**

SUPPLEMENTAL CHECKS

EXPORT CHECKS

CHK-DEPENDENCY - (F) - If data have changed that affect other forms, the affected forms must be opened and saved. **PASSED**

Checks Completed.

SACS2021ALL Financial Reporting Software - 2021.2.0
12/10/2021 12:51:06 PM **39-68544-0000000**

First Interim
2021-22 Original Budget
Technical Review Checks

Jefferson Elementary **San Joaquin County**

Following is a chart of the various types of technical review checks and related requirements:

F - Fatal (Data must be corrected; an explanation is not allowed)
W/WC - Warning/Warning with Calculation (If data are not correct, correct the data; if data are correct an explanation is required)
O - Informational (If data are not correct, correct the data; if data are correct an explanation is optional, but encouraged)

IMPORT CHECKS

CHECKFUND - (F) - All FUND codes must be valid. **PASSED**

CHECKRESOURCE - (W) - All RESOURCE codes must be valid. **PASSED**

CHK-RS-LOCAL-DEFINED - (F) - All locally defined resource codes must roll up to a CDE defined resource code. **PASSED**

CHECKGOAL - (F) - All GOAL codes must be valid. **PASSED**

CHECKFUNCTION - (F) - All FUNCTION codes must be valid. **PASSED**

CHECKOBJECT - (F) - All OBJECT codes must be valid. **PASSED**

CHK-FUNDxOBJECT - (F) - All FUND and OBJECT account code combinations must be valid. **PASSED**

CHK-FDxRS7690x8590 - (F) - Funds 19, 57, 63, 66, 67, and 73 with Object 8590, All Other State Revenue, must be used in combination with Resource 7690, STRS-On Behalf Pension Contributions. **PASSED**

CHK-FUNDxRESOURCE - (W) - All FUND and RESOURCE account code combinations should be valid. **PASSED**

CHK-FUNDxGOAL - (W) - All FUND and GOAL account code combinations should be valid. **PASSED**

CHK-FUNDxFUNCTION-A - (W) - All FUND (funds 01 through 12, 19, 57, 62, and 73) and FUNCTION account code combinations should be valid. **PASSED**

CHK-FUNDxFUNCTION-B - (F) - All FUND (all funds except for 01 through 12, 19, 57, 62, and 73) and FUNCTION account code combinations must be valid. **PASSED**

CHK-RESOURCExOBJECTA - (W) - All RESOURCE and OBJECT (objects 8000 through 9999, except for 9791, 9793, and 9795) account code combinations should be valid. **PASSED**

CHK-RESOURCExOBJECTB - (O) - All RESOURCE and OBJECT (objects 9791, 9793, and 9795) account code combinations should be valid. **PASSED**

CHK-RES6500xOBJ8091 - (F) - There is no activity in Resource 6500 (Special Education) with Object 8091 (LCFF Transfers-Current Year) or 8099 (LCFF/Revenue Limit Transfers-Prior Years). **PASSED**

CHK-FUNCTIONxOBJECT - (F) - All FUNCTION and OBJECT account code combinations must be valid. **PASSED**

CHK-GOALxFUNCTION-A - (F) - Goal and function account code combinations (all goals with expenditure objects 1000-7999 in functions 1000-1999 and 4000-5999) must be valid. NOTE: Functions not included in the GOALxFUNCTION table (0000, 2000-3999, 6000-6999, 7100-7199, 7210, 8000-8999) are not checked and will pass the TRC. **PASSED**

CHK-GOALxFUNCTION-B - (F) - General administration costs (functions 7200-7999, except 7210) must be direct-charged to an Undistributed, Nonagency, or County Services to Districts goal (Goal 0000, 7100-7199, or 8600-8699). **PASSED**

SPECIAL-ED-GOAL - (F) - Special Education revenue and expenditure transactions (resources 3300-3405, and 6500-6540, objects 1000-8999) must be coded to a Special Education 5000 goal or to Goal 7110, Nonagency-Educational. This technical review check excludes Early Intervening Services resources 3312, 3318, and 3332. **PASSED**

GENERAL LEDGER CHECKS

INTERFD-DIR-COST - (W) - Transfers of Direct Costs - Interfund (Object 5750) must net to zero for all funds. **PASSED**

INTERFD-INDIRECT - (W) - Transfers of Indirect Costs - Interfund (Object 7350) must net to zero for all funds. **PASSED**

INTERFD-INDIRECT-FN - (W) - Transfers of Indirect Costs - Interfund (Object 7350) must net to zero by function. **PASSED**

INTERFD-IN-OUT - (W) - Interfund Transfers In (objects 8910-8929) must equal Interfund Transfers Out (objects 7610-7629). **PASSED**

LCFF-TRANSFER - (W) - LCFF Transfers (objects 8091 and 8099) must net to zero, individually. **PASSED**

INTRAFD-DIR-COST - (F) - Transfers of Direct Costs (Object 5710) must net to zero by fund. **PASSED**

INTRAFD-INDIRECT - (F) - Transfers of Indirect Costs (Object 7310) must net to zero by fund. **PASSED**

INTRAFD-INDIRECT-FN - (F) - Transfers of Indirect Costs (Object 7310) must net to zero by function. **PASSED**

CONTRIB-UNREST-REV - (F) - Contributions from Unrestricted Revenues (Object 8980) must net to zero by fund. **PASSED**

CONTRIB-RESTR-REV - (F) - Contributions from Restricted Revenues (Object 8990) must net to zero by fund. **PASSED**

EPA-CONTRIB - (F) - There should be no contributions (objects 8980-8999) to the Education Protection Account (Resource 1400). **PASSED**

LOTTERY-CONTRIB - (F) - There should be no contributions (objects 8980-8999) to the lottery (resources 1100 and 6300) or from the Lottery: Instructional Materials (Resource 6300). **PASSED**

PASS-THRU-REV=EXP - (W) - Pass-through revenues from all sources (objects 8287, 8587, and 8697) should equal transfers of pass-through revenues to other agencies (objects 7211 through 7213, plus 7299 for Resource 3327), by resource. **PASSED**

SE-PASS-THRU-REVENUE - (W) - Transfers of special education pass-through revenues are not reported in the general fund for the Administrative Unit of a Special Education Local Plan Area. **PASSED**

EXCESS-ASSIGN-REU - (F) - Amounts reported in Other Assignments (Object 9780) and/or Reserve for Economic Uncertainties (REU) (Object 9789) should not create a negative amount in Unassigned/Unappropriated (Object 9790) by fund and resource (for all funds except funds 61 through 95). **PASSED**

UNASSIGNED-NEGATIVE - (F) - Unassigned/Unappropriated balance (Object 9790) must be zero or negative, by resource, in all funds except the general fund and funds 61 through 95. **PASSED**

UNR-NET-POSITION-NEG - (F) - Unrestricted Net Position (Object 9790), in restricted resources, must be zero or negative, by resource, in funds 61 through 95. **PASSED**

RS-NET-POSITION-ZERO - (F) - Restricted Net Position (Object 9797), in unrestricted resources, must be zero, by resource, in funds 61 through 95. **PASSED**

EFB-POSITIVE - (W) - All ending fund balances (Object 979Z) should be positive by resource, by fund. **PASSED**

OBJ-POSITIVE - (W) - All applicable objects should have a positive balance by resource, by fund. **PASSED**

REV-POSITIVE - (W) - Revenue amounts exclusive of contributions (objects 8000-8979) should be positive by resource, by fund. **PASSED**

EXP-POSITIVE - (W) - Expenditure amounts (objects 1000-7999) should be positive by function, resource, and fund. **PASSED**

CEFB-POSITIVE - (F) - Components of Ending Fund Balance/Net Position (objects 9700-9789, 9796, and 9797) must be positive individually by resource, by fund. **PASSED**

SUPPLEMENTAL CHECKS

EXPORT CHECKS

CHK-DEPENDENCY - (F) - If data have changed that affect other forms, the affected forms must be opened and saved. **PASSED**

Checks Completed.

Provide methodology and assumptions used to estimate ADA, enrollment, revenues, expenditures, reserves and fund balance, and multiyear commitments (including cost-of-living adjustments).

Deviations from the standards must be explained and may affect the interim certification.

CRITERIA AND STANDARDS

1. CRITERION: Average Daily Attendance

STANDARD: Funded average daily attendance (ADA) for any of the current fiscal year or two subsequent fiscal years has not changed by more than two percent since budget adoption.

District's ADA Standard Percentage Range: **-2.0% to +2.0%**

1A. Calculating the District's ADA Variances

DATA ENTRY: Budget Adoption data that exist for the current year will be extracted; otherwise, enter data into the first column for all fiscal years. First Interim Projected Year Totals data that exist for the current year will be extracted; otherwise, enter data for all fiscal years. Enter district regular ADA and charter school ADA corresponding to financial data reported in the General Fund, only, for all fiscal years.

Estimated Funded ADA

Fiscal Year	Budget Adoption Budget (Form 01CS, Item 1A)	First Interim Projected Year Totals (Form AI, Lines A4 and C4)	Percent Change	Status
Current Year (2021-22)				
District Regular	2,236.00	2,235.78		
Charter School	0.00	0.00		
Total ADA	**2,236.00**	**2,235.78**	**0.0%**	**Met**
1st Subsequent Year (2022-23)				
District Regular	2,207.00	2,127.00		
Charter School				
Total ADA	**2,207.00**	**2,127.00**	**-3.6%**	**Not Met**
2nd Subsequent Year (2023-24)				
District Regular	2,236.00	2,075.00		
Charter School				
Total ADA	**2,236.00**	**2,075.00**	**-7.2%**	**Not Met**

1B. Comparison of District ADA to the Standard

DATA ENTRY: Enter an explanation if the standard is not met.

1a. STANDARD NOT MET - The projected change since budget adoption for funded ADA exceeds two percent in any of the current year or two subsequent fiscal years. Provide reasons why the change(s) exceed the standard, a description of the methods and assumptions used in projecting funded ADA, and what changes will be made to improve the accuracy of projections in this area.

Explanation:
(required if NOT met)

Due to the current kinder enrollment being lower than graduating 8th graders, projected ADA is lower than current ADA. In reality our district is experiencing new home construction in two different developments that have been generating new students. These students should offset any possible drop in enrollment district wide.

2. CRITERION: Enrollment

STANDARD: Projected enrollment for any of the current fiscal year or two subsequent fiscal years has not changed by more than two percent since budget adoption.

District's Enrollment Standard Percentage Range: **-2.0% to +2.0%**

2A. Calculating the District's Enrollment Variances

DATA ENTRY: Budget Adoption data that exist will be extracted; otherwise, enter data into the first column for all fiscal years. Enter data in the second column for all fiscal years. Enter district regular enrollment and charter school enrollment corresponding to financial data reported in the General Fund, only, for all fiscal years.

Fiscal Year	Enrollment Budget Adoption (Form 01CS, Item 3B)	Enrollment First Interim CBEDS/Projected	Percent Change	Status
Current Year (2021-22)				
District Regular	2,208	2,225		
Charter School				
Total Enrollment	**2,208**	**2,225**	**0.8%**	**Met**
1st Subsequent Year (2022-23)				
District Regular	2,145	2,204		
Charter School				
Total Enrollment	**2,145**	**2,204**	**2.8%**	**Not Met**
2nd Subsequent Year (2023-24)				
District Regular	2,084	2,150		
Charter School				
Total Enrollment	**2,084**	**2,150**	**3.2%**	**Not Met**

2B. Comparison of District Enrollment to the Standard

DATA ENTRY: Enter an explanation if the standard is not met.

1a. STANDARD NOT MET - Enrollment projections have changed since budget adoption by more than two percent in any of the current year or two subsequent fiscal years. Provide reasons why the change(s) exceed the standard, a description of the methods and assumptions used in projecting enrollment, and what changes will be made to improve the accuracy of projections in this area.

Explanation:
(required if NOT met)

Enrollment is being monitored closely to ensure all students from the new housing development are captured.

3. CRITERION: ADA to Enrollment

STANDARD: Projected second period (P-2) average daily attendance (ADA) to enrollment ratio for any of the current fiscal year or two subsequent fiscal years has not increased from the historical average ratio from the three prior fiscal years by more than one half of one percent (0.5%).

3A. Calculating the District's ADA to Enrollment Standard

DATA ENTRY: Unaudited Actuals data that exist will be extracted into the P-2 ADA column for the First Prior Year; otherwise, enter First Prior Year data. P-2 ADA for the second and third prior years are preloaded. Budget Adoption data that exist will be extracted into the Enrollment column; otherwise, enter Enrollment data for all fiscal years. Data should reflect district regular and charter school ADA/enrollment corresponding to financial data reported in the General Fund, only, for all fiscal years.

Fiscal Year	P-2 ADA Unaudited Actuals (Form A, Lines A4 and C4)	Enrollment CBEDS Actual (Form 01CS, Item 2A)	Historical Ratio of ADA to Enrollment
Third Prior Year (2018-19)			
District Regular	2,266	2,358	
Charter School			
Total ADA/Enrollment	**2,266**	**2,358**	**96.1%**
Second Prior Year (2019-20)			
District Regular	2,207	2,287	
Charter School			
Total ADA/Enrollment	**2,207**	**2,287**	**96.5%**
First Prior Year (2020-21)			
District Regular	2,236	2,287	
Charter School	0		
Total ADA/Enrollment	**2,236**	**2,287**	**97.8%**
		Historical Average Ratio:	96.8%
		District's ADA to Enrollment Standard (historical average ratio plus 0.5%):	**97.3%**

3B. Calculating the District's Projected Ratio of ADA to Enrollment

DATA ENTRY: Estimated P-2 ADA will be extracted into the first column for the Current Year; enter data in the first column for the subsequent fiscal years. Data should reflect district regular and charter school ADA/enrollment corresponding to financial data reported in the General Fund, only, for all fiscal years. All other data are extracted.

Fiscal Year	Estimated P-2 ADA (Form AI, Lines A4 and C4)	Enrollment CBEDS/Projected (Criterion 2, Item 2A)	Ratio of ADA to Enrollment	Status
Current Year (2021-22)				
District Regular	2,176	2,225		
Charter School	0			
Total ADA/Enrollment	**2,176**	**2,225**	**97.8%**	**Not Met**
1st Subsequent Year (2022-23)				
District Regular	2,127	2,204		
Charter School				
Total ADA/Enrollment	**2,127**	**2,204**	**96.5%**	**Met**
2nd Subsequent Year (2023-24)				
District Regular	2	2,150		
Charter School				
Total ADA/Enrollment	**2**	**2,150**	**0.1%**	**Met**

3C. Comparison of District ADA to Enrollment Ratio to the Standard

DATA ENTRY: Enter an explanation if the standard is not met.

1a. STANDARD NOT MET - Projected P-2 ADA to enrollment ratio exceeds the standard in any of the current year or two subsequent fiscal years. Provide reasons why the projected ratio exceeds the district's historical average ratio by more than 0.5%.

Explanation:
(required if NOT met)

A reduction in absences has been noted this year due to independent study.

4. CRITERION: LCFF Revenue

STANDARD: Projected LCFF revenue for any of the current fiscal year or two subsequent fiscal years has not changed by more than two percent since budget adoption.

District's LCFF Revenue Standard Percentage Range: **-2.0% to +2.0%**

4A. Calculating the District's Projected Change in LCFF Revenue

DATA ENTRY: Budget Adoption data that exist will be extracted; otherwise, enter data into the first column. In the First Interim column, Current Year data are extracted; enter data for the two subsequent years.

	LCFF Revenue (Fund 01, Objects 8011, 8012, 8020-8089)			
Fiscal Year	Budget Adoption (Form 01CS, Item 4B)	First Interim Projected Year Totals	Percent Change	Status
Current Year (2021-22)	20,629,869.00	20,563,946.00	-0.3%	Met
1st Subsequent Year (2022-23)	20,396,647.00	20,306,499.00	-0.4%	Met
2nd Subsequent Year (2023-24)	20,528,216.00	20,764,810.00	1.2%	Met

4B. Comparison of District LCFF Revenue to the Standard

DATA ENTRY: Enter an explanation if the standard is not met.

1a. STANDARD MET - LCFF revenue has not changed since budget adoption by more than two percent for the current year and two subsequent fiscal years.

Explanation:
(required if NOT met)

5. CRITERION: Salaries and Benefits

STANDARD: Projected ratio of total unrestricted salaries and benefits to total unrestricted general fund expenditures for any of the current fiscal year or two subsequent fiscal years has not changed from the historical average ratio from the three prior fiscal years by more than the greater of three percent or the district's required reserves percentage.

5A. Calculating the District's Historical Average Ratio of Unrestricted Salaries and Benefits to Total Unrestricted General Fund Expenditures

DATA ENTRY: Unaudited Actuals data that exist for the First Prior Year will be extracted; otherwise, enter data for the First Prior Year. Unaudited Actuals data for the second and third prior years are preloaded.

Fiscal Year	Unaudited Actuals - Unrestricted (Resources 0000-1999) Salaries and Benefits (Form 01, Objects 1000-3999)	Total Expenditures (Form 01, Objects 1000-7499)	Ratio of Unrestricted Salaries and Benefits to Total Unrestricted Expenditures
Third Prior Year (2018-19)	15,282,764.55	18,097,442.46	84.4%
Second Prior Year (2019-20)	15,689,726.29	18,689,781.12	83.9%
First Prior Year (2020-21)	14,791,550.74	17,908,772.12	82.6%
		Historical Average Ratio:	83.6%

	Current Year (2021-22)	1st Subsequent Year (2022-23)	2nd Subsequent Year (2023-24)
District's Reserve Standard Percentage (Criterion 10B, Line 4)	3.0%	3.0%	3.0%
District's Salaries and Benefits Standard (historical average ratio, plus/minus the greater of 3% or the district's reserve standard percentage):	**80.6% to 86.6%**	**80.6% to 86.6%**	**80.6% to 86.6%**

5B. Calculating the District's Projected Ratio of Unrestricted Salaries and Benefits to Total Unrestricted General Fund Expenditures

DATA ENTRY: If Form MYPI exists, Projected Year Totals data for the two subsequent years will be extracted; if not, enter Projected Year Totals data. Projected Year Totals data for Current Year are extracted.

Fiscal Year	Projected Year Totals - Unrestricted (Resources 0000-1999) Salaries and Benefits (Form 01I, Objects 1000-3999) (Form MYPI, Lines B1-B3)	Total Expenditures (Form 01I, Objects 1000-7499) (Form MYPI, Lines B1-B8, B10)	Ratio of Unrestricted Salaries and Benefits to Total Unrestricted Expenditures	Status
Current Year (2021-22)	15,203,265.00	18,992,479.00	80.0%	Not Met
1st Subsequent Year (2022-23)	15,685,202.00	20,473,416.00	76.6%	Not Met
2nd Subsequent Year (2023-24)	16,563,249.00	20,351,463.00	81.4%	Met

5C. Comparison of District Salaries and Benefits Ratio to the Standard

DATA ENTRY: Enter an explanation if the standard is not met.

1a. STANDARD NOT MET - Projected ratio of unrestricted salary and benefit costs to total unrestricted expenditures has changed by more than the standard in any of the current year or two subsequent fiscal years. Provide reasons why the change(s) exceed the standard and a description of the methods and assumptions used in projecting salaries and benefits.

Explanation:
(required if NOT met)

Salary and benefits will continue to be monitored in current and future years.

6. CRITERION: Other Revenues and Expenditures

STANDARD: Projected operating revenues (including federal, other state and other local) or expenditures (including books and supplies, and services and other operating), for any of the current fiscal year or two subsequent fiscal years, have not changed by more than five percent since budget adoption.

Changes that exceed five percent in any major object category must be explained.

District's Other Revenues and Expenditures Standard Percentage Range:	**-5.0% to +5.0%**
District's Other Revenues and Expenditures Explanation Percentage Range:	**-5.0% to +5.0%**

6A. Calculating the District's Change by Major Object Category and Comparison to the Explanation Percentage Range

DATA ENTRY: Budget Adoption data that exist will be extracted; otherwise, enter data into the first column. First Interim data for the Current Year are extracted. If First Interim Form MYPI exists, data for the two subsequent years will be extracted; if not, enter data for the two subsequent years into the second column.

Explanations must be entered for each category if the percent change for any year exceeds the district's explanation percentage range.

Object Range / Fiscal Year	Budget Adoption Budget (Form 01CS, Item 6B)	First Interim Projected Year Totals (Fund 01) (Form MYPI)	Percent Change	Change Is Outside Explanation Range
Federal Revenue (Fund 01, Objects 8100-8299) (Form MYPI, Line A2)				
Current Year (2021-22)	723,200.00	855,688.00	18.3%	Yes
1st Subsequent Year (2022-23)	723,200.00	3,344,656.00	362.5%	Yes
2nd Subsequent Year (2023-24)	723,200.00	855,688.00	18.3%	Yes

Explanation: (required if Yes)
District will be recognizing and using remaining one-time funds in 2022-23

Other State Revenue (Fund 01, Objects 8300-8599) (Form MYPI, Line A3)				
Current Year (2021-22)	1,532,518.00	2,201,660.00	43.7%	Yes
1st Subsequent Year (2022-23)	1,532,518.00	2,270,375.00	48.1%	Yes
2nd Subsequent Year (2023-24)	1,532,518.00	1,532,518.00	0.0%	No

Explanation: (required if Yes)
One-time funds have now been budgeted to be spent over the next two years

Other Local Revenue (Fund 01, Objects 8600-8799) (Form MYPI, Line A4)				
Current Year (2021-22)	608,269.00	663,432.00	9.1%	Yes
1st Subsequent Year (2022-23)	608,269.00	689,432.00	13.3%	Yes
2nd Subsequent Year (2023-24)	608,269.00	689,432.00	13.3%	Yes

Explanation: (required if Yes)

Books and Supplies (Fund 01, Objects 4000-4999) (Form MYPI, Line B4)				
Current Year (2021-22)	1,365,089.00	1,551,543.00	13.7%	Yes
1st Subsequent Year (2022-23)	1,865,089.00	2,056,724.00	10.3%	Yes
2nd Subsequent Year (2023-24)	1,365,089.00	1,556,724.00	14.0%	Yes

Explanation: (required if Yes)
increased expenses in 22-23 are for CHES

Services and Other Operating Expenditures (Fund 01, Objects 5000-5999) (Form MYPI, Line B5)				
Current Year (2021-22)	2,562,057.00	4,044,786.00	57.9%	Yes
1st Subsequent Year (2022-23)	2,562,057.00	4,011,429.00	56.6%	Yes
2nd Subsequent Year (2023-24)	2,562,057.00	4,011,429.00	56.6%	Yes

Explanation: (required if Yes)
increased expenses related to providing FAPE

6B. Calculating the District's Change in Total Operating Revenues and Expenditures

DATA ENTRY: All data are extracted or calculated.

Object Range / Fiscal Year	Budget Adoption Budget	First Interim Projected Year Totals	Percent Change	Status
Total Federal, Other State, and Other Local Revenue (Section 6A)				
Current Year (2021-22)	2,863,987.00	3,720,780.00	29.9%	Not Met
1st Subsequent Year (2022-23)	2,863,987.00	6,304,463.00	120.1%	Not Met
2nd Subsequent Year (2023-24)	2,863,987.00	3,077,638.00	7.5%	Not Met
Total Books and Supplies, and Services and Other Operating Expenditures (Section 6A)				
Current Year (2021-22)	3,927,146.00	5,596,329.00	42.5%	Not Met
1st Subsequent Year (2022-23)	4,427,146.00	6,068,153.00	37.1%	Not Met
2nd Subsequent Year (2023-24)	3,927,146.00	5,568,153.00	41.8%	Not Met

6C. Comparison of District Total Operating Revenues and Expenditures to the Standard Percentage Range

DATA ENTRY: Explanations are linked from Section 6A if the status in Section 6B is Not Met; no entry is allowed below.

1a. STANDARD NOT MET - One or more projected operating revenue have changed since budget adoption by more than the standard in one or more of the current year or two subsequent fiscal years. Reasons for the projected change, descriptions of the methods and assumptions used in the projections, and what changes, if any, will be made to bring the projected operating revenues within the standard must be entered in Section 6A above and will also display in the explanation box below.

Explanation:
Federal Revenue
(linked from 6A
if NOT met)

District will be recognizing and using remaining one-time funds in 2022-23

Explanation:
Other State Revenue
(linked from 6A
if NOT met)

One-time funds have now been budgeted to be spent over the next two years

Explanation:
Other Local Revenue
(linked from 6A
if NOT met)

1b. STANDARD NOT MET - One or more total operating expenditures have changed since budget adoption by more than the standard in one or more of the current year or two subsequent fiscal years. Reasons for the projected change, descriptions of the methods and assumptions used in the projections, and what changes, if any, will be made to bring the projected operating revenues within the standard must be entered in Section 6A above and will also display in the explanation box below.

Explanation:
Books and Supplies
(linked from 6A
if NOT met)

increased expenses in 22-23 are for CHES

Explanation:
Services and Other Exps
(linked from 6A
if NOT met)

increased expenses related to providing FAPE

7. CRITERION: Facilities Maintenance

STANDARD: Identify changes that have occurred since budget adoption in the projected contributions for facilities maintenance funding as required pursuant to Education Code Section 17070.75, or in how the district is providing adequately to preserve the functionality of its facilities for their normal life in accordance with Education Code sections 52060(d)(1) and 17002(d)(1).

Determining the District's Compliance with the Contribution Requirement for EC Section 17070.75 - Ongoing and Major Maintenance/Restricted Maintenance Account (OMMA/RMA)

NOTE: EC Section 17070.75 requires the district to deposit into the account a minimum amount equal to or greater than three percent of the total general fund expenditures and other financing uses for that fiscal year. Per SB 98 and SB 820 of 2020, resources 3210, 3215, 3220, 5316, 7027, 7420, and 7690 are excluded from the total general fund expenditures calculation.

DATA ENTRY: Enter the Required Minimum Contribution if Budget data does not exist. Budget data that exist will be extracted; otherwise, enter budget data into lines 1, if applicable, and 2. All other data are extracted.

		Required Minimum Contribution	First Interim Contribution Projected Year Totals (Fund 01, Resource 8150, Objects 8900-8999)	Status
1.	OMMA/RMA Contribution	690,091.26	800,000.00	Met
2.	Budget Adoption Contribution (information only) (Form 01CS, Criterion 7)		800,000.00	

If status is not met, enter an X in the box that best describes why the minimum required contribution was not made:

- [ ] Not applicable (district does not participate in the Leroy F. Greene School Facilities Act of 1998)
- [ ] Exempt (due to district's small size [EC Section 17070.75 (b)(2)(E)])
- [ ] Other (explanation must be provided)

Explanation:
(required if NOT met and Other is marked)

8. CRITERION: Deficit Spending

STANDARD: Unrestricted deficit spending (total unrestricted expenditures and other financing uses is greater than total unrestricted revenues and other financing sources) as a percentage of total unrestricted expenditures and other financing uses, has not exceeded one-third of the district's available reserves[1] as a percentage of total expenditures and other financing uses[2] in any of the current fiscal year or two subsequent fiscal years.

[1]Available reserves are the unrestricted amounts in the Stabilization Arrangements, Reserve for Economic Uncertainties, and Unassigned/Unappropriated accounts in the General Fund and the Special Reserve Fund for Other Than Capital Outlay Projects. Available reserves will be reduced by any negative ending balances in restricted resources in the General Fund.

[2]A school district that is the Administrative Unit of a Special Education Local Plan Area (SELPA) may exclude from its expenditures the distribution of funds to its participating members.

8A. Calculating the District's Deficit Spending Standard Percentage Levels

DATA ENTRY: All data are extracted or calculated.

	Current Year (2021-22)	1st Subsequent Year (2022-23)	2nd Subsequent Year (2023-24)
District's Available Reserve Percentages (Criterion 10C, Line 9)	20.0%	10.0%	3.4%
District's Deficit Spending Standard Percentage Levels (one-third of available reserve percentage):	**6.7%**	**3.3%**	**1.1%**

8B. Calculating the District's Deficit Spending Percentages

DATA ENTRY: Current Year data are extracted. If Form MYPI exists, data for the two subsequent years will be extracted; if not, enter data for the two subsequent years into the first and second columns.

Fiscal Year	Projected Year Totals Net Change in Unrestricted Fund Balance (Form 01I, Section E) (Form MYPI, Line C)	Total Unrestricted Expenditures and Other Financing Uses (Form 01I, Objects 1000-7999) (Form MYPI, Line B11)	Deficit Spending Level (If Net Change in Unrestricted Fund Balance is negative, else N/A)	Status
Current Year (2021-22)	(911,764.00)	18,992,479.00	4.8%	Met
1st Subsequent Year (2022-23)	(2,529,148.00)	20,473,416.00	12.4%	Not Met
2nd Subsequent Year (2023-24)	(1,948,884.00)	20,351,463.00	9.6%	Not Met

8C. Comparison of District Deficit Spending to the Standard

DATA ENTRY: Enter an explanation if the standard is not met.

1a. STANDARD NOT MET - Unrestricted deficit spending has exceeded the standard percentage level in any of the current year or two subsequent fiscal years. Provide reasons for the deficit spending, a description of the methods and assumptions used in balancing the unrestricted budget, and what changes will be made to ensure that the budget deficits are eliminated or are balanced within the standard.

Explanation:
(required if NOT met)

Deficit spending related to expenditures to set up CHES and one-time revenues

9. CRITERION: Fund and Cash Balances

A. FUND BALANCE STANDARD: Projected general fund balance will be positive at the end of the current fiscal year and two subsequent fiscal years.

9A-1. Determining if the District's General Fund Ending Balance is Positive

DATA ENTRY: Current Year data are extracted. If Form MYPI exists, data for the two subsequent years will be extracted; if not, enter data for the two subsequent years.

Fiscal Year	Ending Fund Balance General Fund Projected Year Totals (Form 01I, Line F2) (Form MYPI, Line D2)	Status
Current Year (2021-22)	9,197,333.00	Met
1st Subsequent Year (2022-23)	7,312,627.00	Met
2nd Subsequent Year (2023-24)	4,517,607.00	Met

9A-2. Comparison of the District's Ending Fund Balance to the Standard

DATA ENTRY: Enter an explanation if the standard is not met.

1a. STANDARD MET - Projected general fund ending balance is positive for the current fiscal year and two subsequent fiscal years.

Explanation:
(required if NOT met)

B. CASH BALANCE STANDARD: Projected general fund cash balance will be positive at the end of the current fiscal year.

9B-1. Determining if the District's Ending Cash Balance is Positive

DATA ENTRY: If Form CASH exists, data will be extracted; if not, data must be entered below.

Fiscal Year	Ending Cash Balance General Fund (Form CASH, Line F, June Column)	Status
Current Year (2021-22)	9,528,070.00	Met

9B-2. Comparison of the District's Ending Cash Balance to the Standard

DATA ENTRY: Enter an explanation if the standard is not met.

1a. STANDARD MET - Projected general fund cash balance will be positive at the end of the current fiscal year.

Explanation:
(required if NOT met)

10. CRITERION: Reserves

STANDARD: Available reserves[1] for any of the current fiscal year or two subsequent fiscal years are not less than the following percentages or amounts[2] as applied to total expenditures and other financing uses[3]:

DATA ENTRY: Current Year data are extracted. If Form MYPI exists, 1st and 2nd Subsequent Year data will be extracted. If not, enter district regular ADA and charter school ADA corresponding to financial data reported in the General Fund, only, for the two subsequent years.

Percentage Level	District ADA		
5% or $71,000 (greater of)	0	to	300
4% or $71,000 (greater of)	301	to	1,000
3%	1,001	to	30,000
2%	30,001	to	400,000
1%	400,001	and	over

[1] Available reserves are the unrestricted amounts in the Stabilization Arrangements, Reserve for Economic Uncertainties, and Unassigned/Unappropriated accounts in the General Fund and Special Reserve Fund for Other Than Capital Outlay Projects. Available reserves will be reduced by any negative ending balances in restricted resources in the General Fund.

[2] Dollar amounts to be adjusted annually by the prior year statutory cost-of-living adjustment, as referenced in Education Code Section 42238.02, rounded to the nearest thousand.

[3] A school district that is the Administrative Unit (AU) of a Special Education Local Plan Area (SELPA) may exclude from its expenditures the distribution of funds to its participating members.

	Current Year (2021-22)	1st Subsequent Year (2022-23)	2nd Subsequent Year (2023-24)
District Estimated P-2 ADA (Current Year, Form AI, Lines A4 and C4. Subsequent Years, Form MYPI, Line F2, if available.)	2,176	2,127	2,075
District's Reserve Standard Percentage Level:	**3%**	**3%**	**3%**

10A. Calculating the District's Special Education Pass-through Exclusions (only for districts that serve as the AU of a SELPA)

DATA ENTRY: For SELPA AUs, if Form MYPI exists, all data will be extracted including the Yes/No button selection. If not, click the appropriate Yes or No button for item 1 and, if Yes, enter data for item 2a and for the two subsequent years in item 2b; Current Year data are extracted.

For districts that serve as the AU of a SELPA (Form MYPI, Lines F1a, F1b1, and F1b2):

1. Do you choose to exclude from the reserve calculation the pass-through funds distributed to SELPA members? No
2. If you are the SELPA AU and are excluding special education pass-through funds:
   a. Enter the name(s) of the SELPA(s): _____

	Current Year Projected Year Totals (2021-22)	1st Subsequent Year (2022-23)	2nd Subsequent Year (2023-24)
b. Special Education Pass-through Funds (Fund 10, resources 3300-3499, 6500-6540 and 6546, objects 7211-7213 and 7221-7223)	0.00	0.00	0.00

10B. Calculating the District's Reserve Standard

DATA ENTRY: If Form MYPI exists, all data will be extracted or calculated. If not, enter data for line 1 for the two subsequent years; Current Year data are extracted.

	Current Year Projected Year Totals (2021-22)	1st Subsequent Year (2022-23)	2nd Subsequent Year (2023-24)
1. Expenditures and Other Financing Uses (Form 01I, objects 1000-7999) (Form MYPI, Line B11)	26,919,052.00	28,495,668.00	26,637,468.00
2. Plus: Special Education Pass-through (Criterion 10A, Line 2b, if Criterion 10A, Line 1 is No)	0.00	0.00	0.00
3. Total Expenditures and Other Financing Uses (Line B1 plus Line B2)	26,919,052.00	28,495,668.00	26,637,468.00
4. Reserve Standard Percentage Level	3%	3%	3%
5. Reserve Standard - by Percent (Line B3 times Line B4)	807,571.56	854,870.04	799,124.04
6. Reserve Standard - by Amount ($71,000 for districts with less than 1,001 ADA, else 0)	0.00	0.00	0.00
7. **District's Reserve Standard (Greater of Line B5 or Line B6)**	**807,571.56**	**854,870.04**	**799,124.04**

10C. Calculating the District's Available Reserve Amount

DATA ENTRY: All data are extracted from fund data and Form MYPI. If Form MYPI does not exist, enter data for the two subsequent years.

Reserve Amounts (Unrestricted resources 0000-1999 except Line 4)	Current Year Projected Year Totals (2021-22)	1st Subsequent Year (2022-23)	2nd Subsequent Year (2023-24)
1. General Fund - Stabilization Arrangements (Fund 01, Object 9750) (Form MYPI, Line E1a)	0.00	0.00	0.00
2. General Fund - Reserve for Economic Uncertainties (Fund 01, Object 9789) (Form MYPI, Line E1b)	0.00	851,269.00	794,789.00
3. General Fund - Unassigned/Unappropriated Amount (Fund 01, Object 9790) (Form MYPI, Line E1c)	5,376,006.00	1,990,589.00	98,185.00
4. General Fund - Negative Ending Balances in Restricted Resources (Fund 01, Object 979Z, if negative, for each of resources 2000-9999) (Form MYPI, Line E1d)	0.00	0.00	0.00
5. Special Reserve Fund - Stabilization Arrangements (Fund 17, Object 9750) (Form MYPI, Line E2a)	0.00	0.00	0.00
6. Special Reserve Fund - Reserve for Economic Uncertainties (Fund 17, Object 9789) (Form MYPI, Line E2b)	0.00	0.00	0.00
7. Special Reserve Fund - Unassigned/Unappropriated Amount (Fund 17, Object 9790) (Form MYPI, Line E2c)	0.00	0.00	0.00
8. District's Available Reserve Amount (Lines C1 thru C7)	5,376,006.00	2,841,858.00	892,974.00
9. District's Available Reserve Percentage (Information only) (Line 8 divided by Section 10B, Line 3)	19.97%	9.97%	3.35%
District's Reserve Standard (Section 10B, Line 7):	**807,571.56**	**854,870.04**	**799,124.04**
Status:	Met	Met	Met

10D. Comparison of District Reserve Amount to the Standard

DATA ENTRY: Enter an explanation if the standard is not met.

1a. STANDARD MET - Available reserves have met the standard for the current year and two subsequent fiscal years.

Explanation:
(required if NOT met)

SUPPLEMENTAL INFORMATION

DATA ENTRY: Click the appropriate Yes or No button for items S1 through S4. Enter an explanation for each Yes answer.

S1. Contingent Liabilities

1a. Does your district have any known or contingent liabilities (e.g., financial or program audits, litigation, state compliance reviews) that have occurred since budget adoption that may impact the budget? No

1b. If Yes, identify the liabilities and how they may impact the budget:

S2. Use of One-time Revenues for Ongoing Expenditures

1a. Does your district have ongoing general fund expenditures funded with one-time revenues that have changed since budget adoption by more than five percent? No

1b. If Yes, identify the expenditures and explain how the one-time resources will be replaced to continue funding the ongoing expenditures in the following fiscal years:

S3. Temporary Interfund Borrowings

1a. Does your district have projected temporary borrowings between funds? (Refer to Education Code Section 42603) No

1b. If Yes, identify the interfund borrowings:

S4. Contingent Revenues

1a. Does your district have projected revenues for the current fiscal year or either of the two subsequent fiscal years contingent on reauthorization by the local government, special legislation, or other definitive act (e.g., parcel taxes, forest reserves)? No

1b. If Yes, identify any of these revenues that are dedicated for ongoing expenses and explain how the revenues will be replaced or expenditures reduced:

S5. Contributions

Identify projected contributions from unrestricted resources in the general fund to restricted resources in the general fund for the current fiscal year and two subsequent fiscal years. Provide an explanation if contributions have changed by more than $20,000 and more than five percent since budget adoption.

Identify projected transfers to or from the general fund to cover operating deficits in either the general fund or any other fund for the current fiscal year and two subsequent fiscal years. Provide an explanation if transfers have changed by more than $20,000 and more than five percent since budget adoption.

Identify capital project cost overruns that have occurred since budget adoption that may impact the general fund budget.

District's Contributions and Transfers Standard: **-5.0% to +5.0% or -$20,000 to +$20,000**

S5A. Identification of the District's Projected Contributions, Transfers, and Capital Projects that may Impact the General Fund

DATA ENTRY: Budget Adoption data that exist will be extracted; otherwise, enter data into the first column. For Contributions, the First Interim's Current Year data will be extracted. Enter First Interim Contributions for the 1st and 2nd Subsequent Years. For Transfers In and Transfers Out, the First Interim's Current Year data will be extracted. If Form MYPI exists, the data will be extracted into the First Interim column for the 1st and 2nd Subsequent Years. If Form MYPI does not exist, enter data for 1st and 2nd Subsequent Years. Click on the appropriate button for Item 1d; all other data will be calculated.

Description / Fiscal Year	Budget Adoption (Form 01CS, Item S5A)	First Interim Projected Year Totals	Percent Change	Amount of Change	Status
1a. **Contributions, Unrestricted General Fund (Fund 01, Resources 0000-1999, Object 8980)**					
Current Year (2021-22)	(2,926,692.00)	(3,085,905.00)	5.4%	159,213.00	Not Met
1st Subsequent Year (2022-23)	(2,926,692.00)	(3,085,905.00)	5.4%	159,213.00	Not Met
2nd Subsequent Year (2023-24)	(2,926,692.00)	(3,085,905.00)	5.4%	159,213.00	Not Met
1b. **Transfers In, General Fund ***					
Current Year (2021-22)	0.00	0.00	0.0%	0.00	Met
1st Subsequent Year (2022-23)	0.00	0.00	0.0%	0.00	Met
2nd Subsequent Year (2023-24)	0.00	0.00	0.0%	0.00	Met
1c. **Transfers Out, General Fund ***					
Current Year (2021-22)	0.00	0.00	0.0%	0.00	Met
1st Subsequent Year (2022-23)	0.00	0.00	0.0%	0.00	Met
2nd Subsequent Year (2023-24)	0.00	0.00	0.0%	0.00	Met

1d. **Capital Project Cost Overruns**

Have capital project cost overruns occurred since budget adoption that may impact the general fund operational budget? No

* Include transfers used to cover operating deficits in either the general fund or any other fund.

S5B. Status of the District's Projected Contributions, Transfers, and Capital Projects

DATA ENTRY: Enter an explanation if Not Met for items 1a-1c or if Yes for Item 1d.

1a. NOT MET - The projected contributions from the unrestricted general fund to restricted general fund programs have changed since budget adoption by more than the standard for any of the current year or subsequent two fiscal years. Identify restricted programs and contribution amount for each program and whether contributions are ongoing or one-time in nature. Explain the district's plan, with timeframes, for reducing or eliminating the contribution.

Explanation:
(required if NOT met)

Additional expenses to provide FAPE have occured since budget adoption

1b. MET - Projected transfers in have not changed since budget adoption by more than the standard for the current year and two subsequent fiscal years.

Explanation:
(required if NOT met)

1c. MET - Projected transfers out have not changed since budget adoption by more than the standard for the current year and two subsequent fiscal years.

Explanation:
(required if NOT met)

1d. NO - There have been no capital project cost overruns occurring since budget adoption that may impact the general fund operational budget.

Project Information:
(required if YES)

S6. Long-term Commitments

Identify all existing and new multiyear commitments[1] and their annual required payment for the current fiscal year and two subsequent fiscal years.

Explain how any increase in annual payments will be funded. Also, explain how any decrease to funding sources used to pay long-term commitments will be replaced.

[1] Include multiyear commitments, multiyear debt agreements, and new programs or contracts that result in long-term obligations.

S6A. Identification of the District's Long-term Commitments

DATA ENTRY: If Budget Adoption data exist (Form 01CS, Item S6A), long-term commitment data will be extracted and it will only be necessary to click the appropriate button for Item 1b. Extracted data may be overwritten to update long-term commitment data in Item 2, as applicable. If no Budget Adoption data exist, click the appropriate buttons for items 1a and 1b, and enter all other data, as applicable.

1. a. Does your district have long-term (multiyear) commitments? (If No, skip items 1b and 2 and sections S6B and S6C) — Yes

   b. If Yes to Item 1a, have new long-term (multiyear) commitments been incurred since budget adoption? — No

2. If Yes to Item 1a, list (or update) all new and existing multiyear commitments and required annual debt service amounts. Do not include long-term commitments for postemployment benefits other than pensions (OPEB); OPEB is disclosed in Item S7A.

Type of Commitment	# of Years Remaining	SACS Fund and Object Codes Used For: Funding Sources (Revenues)	Debt Service (Expenditures)	Principal Balance as of July 1, 2021
Leases				
Certificates of Participation				
General Obligation Bonds	31	Fund 51, 8571 8611 8612 8614	Fumd 51, 7433 7434	33,210,730
Supp Early Retirement Program				
State School Building Loans				
Compensated Absences				

Other Long-term Commitments (do not include OPEB):

TOTAL:				33,210,730

Type of Commitment (continued)	Prior Year (2020-21) Annual Payment (P & I)	Current Year (2021-22) Annual Payment (P & I)	1st Subsequent Year (2022-23) Annual Payment (P & I)	2nd Subsequent Year (2023-24) Annual Payment (P & I)
Leases				
Certificates of Participation				
General Obligation Bonds	719,394	795,744	795,744	795,744
Supp Early Retirement Program				
State School Building Loans				
Compensated Absences				

Other Long-term Commitments (continued):

Total Annual Payments:	719,394	795,744	795,744	795,744
Has total annual payment increased over prior year (2020-21)?		**Yes**	**Yes**	**Yes**

S6B. Comparison of the District's Annual Payments to Prior Year Annual Payment

DATA ENTRY: Enter an explanation if Yes.

1a. Yes - Annual payments for long-term commitments have increased in one or more of the current or two subsequent fiscal years. Explain how the increase in annual payments will be funded.

Explanation:
(Required if Yes to increase in total annual payments)

Scheduled payment increases

S6C. Identification of Decreases to Funding Sources Used to Pay Long-term Commitments

DATA ENTRY: Click the appropriate Yes or No button in Item 1; if Yes, an explanation is required in Item 2.

1. Will funding sources used to pay long-term commitments decrease or expire prior to the end of the commitment period, or are they one-time sources?

No

2. No - Funding sources will not decrease or expire prior to the end of the commitment period, and one-time funds are not being used for long-term commitment.

Explanation:
(Required if Yes)

S7. Unfunded Liabilities

Identify any changes in estimates for unfunded liabilities since budget adoption, and indicate whether the changes are the result of a new actuarial valuation.

S7A. Identification of the District's Estimated Unfunded Liability for Postemployment Benefits Other Than Pensions (OPEB)

DATA ENTRY: Click the appropriate button(s) for items 1a-1c, as applicable. Budget Adoption data that exist (Form 01CS, Item S7A) will be extracted; otherwise, enter Budget Adoption and First Interim data in items 2-4.

1. a. Does your district provide postemployment benefits other than pensions (OPEB)? (If No, skip items 1b-4): Yes

   b. If Yes to Item 1a, have there been changes since budget adoption in OPEB liabilities? No

   c. If Yes to Item 1a, have there been changes since budget adoption in OPEB contributions? No

2. OPEB Liabilities

	Budget Adoption (Form 01CS, Item S7A)	First Interim
a. Total OPEB liability	548,679.00	548,679.00
b. OPEB plan(s) fiduciary net position (if applicable)	63,000.00	63,000.00
c. Total/Net OPEB liability (Line 2a minus Line 2b)	485,679.00	485,679.00
d. Is total OPEB liability based on the district's estimate or an actuarial valuation?	Actuarial	Actuarial
e. If based on an actuarial valuation, indicate the measurement date of the OPEB valuation.	Jun 30, 2020	Jun 30, 2020

3. OPEB Contributions

	Budget Adoption (Form 01CS, Item S7A)	First Interim
a. OPEB actuarially determined contribution (ADC) if available, per actuarial valuation or Alternative Measurement Method		
Current Year (2021-22)	44,683.00	44,683.00
1st Subsequent Year (2022-23)	44,683.00	44,683.00
2nd Subsequent Year (2023-24)	44,683.00	44,683.00
b. OPEB amount contributed (for this purpose, include premiums paid to a self-insurance fund) (Funds 01-70, objects 3701-3752)		
Current Year (2021-22)	0.00	0.00
1st Subsequent Year (2022-23)	0.00	0.00
2nd Subsequent Year (2023-24)	0.00	0.00
c. Cost of OPEB benefits (equivalent of "pay-as-you-go" amount)		
Current Year (2021-22)	132,000.00	0.00
1st Subsequent Year (2022-23)	132,000.00	0.00
2nd Subsequent Year (2023-24)	132,000.00	0.00
d. Number of retirees receiving OPEB benefits		
Current Year (2021-22)	10	10
1st Subsequent Year (2022-23)	11	11
2nd Subsequent Year (2023-24)	11	11

4. Comments:

S7B. Identification of the District's Unfunded Liability for Self-insurance Programs

DATA ENTRY: Click the appropriate button(s) for items 1a-1c, as applicable. Budget Adoption data that exist (Form 01CS, Item S7B) will be extracted; otherwise, enter Budget Adoption and First Interim data in items 2-4.

1. a. Does your district operate any self-insurance programs such as workers' compensation, employee health and welfare, or property and liability? (Do not include OPEB; which is covered in Section S7A) (If No, skip items 1b-4) — No

   b. If Yes to item 1a, have there been changes since budget adoption in self-insurance liabilities? — n/a

   c. If Yes to item 1a, have there been changes since budget adoption in self-insurance contributions? — n/a

2. Self-Insurance Liabilities

	Budget Adoption (Form 01CS, Item S7B)	First Interim
a. Accrued liability for self-insurance programs		
b. Unfunded liability for self-insurance programs		

3. Self-Insurance Contributions

	Budget Adoption (Form 01CS, Item S7B)	First Interim
a. Required contribution (funding) for self-insurance programs		
Current Year (2021-22)		
1st Subsequent Year (2022-23)		
2nd Subsequent Year (2023-24)		
b. Amount contributed (funded) for self-insurance programs		
Current Year (2021-22)		
1st Subsequent Year (2022-23)		
2nd Subsequent Year (2023-24)		

4. Comments:

S8. Status of Labor Agreements

Analyze the status of all employee labor agreements. Identify new labor agreements that have been ratified since budget adoption, as well as new commitments provided as part of previously ratified multiyear agreements; and include all contracts, including all administrator contracts (and including all compensation). For new agreements, indicate the date of the required board meeting. Compare the increase in new commitments to the projected increase in ongoing revenues and explain how these commitments will be funded in future fiscal years.

If salary and benefit negotiations are not finalized, upon settlement with certificated or classified staff:

The school district must determine the cost of the settlement, including salaries, benefits, and any other agreements that change costs, and provide the county office of education (COE) with an analysis of the cost of the settlement and its impact on the operating budget.

The county superintendent shall review the analysis relative to the criteria and standards and may provide written comments to the president of the district governing board and superintendent.

S8A. Cost Analysis of District's Labor Agreements - Certificated (Non-management) Employees

DATA ENTRY: Click the appropriate Yes or No button for "Status of Certificated Labor Agreements as of the Previous Reporting Period." There are no extractions in this section.

Status of Certificated Labor Agreements as of the Previous Reporting Period
Were all certificated labor negotiations settled as of budget adoption? Yes

If Yes, complete number of FTEs, then skip to section S8B.

If No, continue with section S8A.

Certificated (Non-management) Salary and Benefit Negotiations

	Prior Year (2nd Interim) (2020-21)	Current Year (2021-22)	1st Subsequent Year (2022-23)	2nd Subsequent Year (2023-24)
Number of certificated (non-management) full-time-equivalent (FTE) positions	93.0	115.0	118.0	118.0

1a. Have any salary and benefit negotiations been settled since budget adoption? n/a

If Yes, and the corresponding public disclosure documents have been filed with the COE, complete questions 2 and 3.

If Yes, and the corresponding public disclosure documents have not been filed with the COE, complete questions 2-5.
If No, complete questions 6 and 7.

1b. Are any salary and benefit negotiations still unsettled? No
If Yes, complete questions 6 and 7.

Negotiations Settled Since Budget Adoption

2a. Per Government Code Section 3547.5(a), date of public disclosure board meeting:

2b. Per Government Code Section 3547.5(b), was the collective bargaining agreement certified by the district superintendent and chief business official?
If Yes, date of Superintendent and CBO certification:

3. Per Government Code Section 3547.5(c), was a budget revision adopted to meet the costs of the collective bargaining agreement? n/a
If Yes, date of budget revision board adoption:

4. Period covered by the agreement: Begin Date: End Date:

5. Salary settlement:

	Current Year (2021-22)	1st Subsequent Year (2022-23)	2nd Subsequent Year (2023-24)
Is the cost of salary settlement included in the interim and multiyear projections (MYPs)?	Yes	No	No
One Year Agreement			
Total cost of salary settlement			
% change in salary schedule from prior year			
or			
Multiyear Agreement			
Total cost of salary settlement			
% change in salary schedule from prior year (may enter text, such as "Reopener")			

Identify the source of funding that will be used to support multiyear salary commitments:

Negotiations Not Settled

6. Cost of a one percent increase in salary and statutory benefits

	Current Year (2021-22)	1st Subsequent Year (2022-23)	2nd Subsequent Year (2023-24)
7. Amount included for any tentative salary schedule increases			

Certificated (Non-management) Health and Welfare (H&W) Benefits	Current Year (2021-22)	1st Subsequent Year (2022-23)	2nd Subsequent Year (2023-24)
1. Are costs of H&W benefit changes included in the interim and MYPs?			
2. Total cost of H&W benefits			
3. Percent of H&W cost paid by employer			
4. Percent projected change in H&W cost over prior year			

Certificated (Non-management) Prior Year Settlements Negotiated Since Budget Adoption

Are any new costs negotiated since budget adoption for prior year settlements included in the interim?			
If Yes, amount of new costs included in the interim and MYPs			
If Yes, explain the nature of the new costs:			

Certificated (Non-management) Step and Column Adjustments	Current Year (2021-22)	1st Subsequent Year (2022-23)	2nd Subsequent Year (2023-24)
1. Are step & column adjustments included in the interim and MYPs?			
2. Cost of step & column adjustments			
3. Percent change in step & column over prior year			

Certificated (Non-management) Attrition (layoffs and retirements)	Current Year (2021-22)	1st Subsequent Year (2022-23)	2nd Subsequent Year (2023-24)
1. Are savings from attrition included in the interim and MYPs?			
2. Are additional H&W benefits for those laid-off or retired employees included in the interim and MYPs?			

Certificated (Non-management) - Other

List other significant contract changes that have occurred since budget adoption and the cost impact of each change (i.e., class size, hours of employment, leave of absence, bonuses, etc.):

S8B. Cost Analysis of District's Labor Agreements - Classified (Non-management) Employees

DATA ENTRY: Click the appropriate Yes or No button for "Status of Classified Labor Agreements as of the Previous Reporting Period." There are no extractions in this section.

Status of Classified Labor Agreements as of the Previous Reporting Period

Were all classified labor negotiations settled as of budget adoption?
If Yes, complete number of FTEs, then skip to section S8C.
If No, continue with section S8B.

Yes

Classified (Non-management) Salary and Benefit Negotiations

	Prior Year (2nd Interim) (2020-21)	Current Year (2021-22)	1st Subsequent Year (2022-23)	2nd Subsequent Year (2023-24)
Number of classified (non-management) FTE positions	54.0	62.0	65.0	65.0

1a. Have any salary and benefit negotiations been settled since budget adoption? n/a

If Yes, and the corresponding public disclosure documents have been filed with the COE, complete questions 2 and 3.
If Yes, and the corresponding public disclosure documents have not been filed with the COE, complete questions 2-5.
If No, complete questions 6 and 7.

1b. Are any salary and benefit negotiations still unsettled? No
If Yes, complete questions 6 and 7.

Negotiations Settled Since Budget Adoption

2a. Per Government Code Section 3547.5(a), date of public disclosure board meeting:

2b. Per Government Code Section 3547.5(b), was the collective bargaining agreement certified by the district superintendent and chief business official?
If Yes, date of Superintendent and CBO certification:

3. Per Government Code Section 3547.5(c), was a budget revision adopted to meet the costs of the collective bargaining agreement? n/a
If Yes, date of budget revision board adoption:

4. Period covered by the agreement: Begin Date: End Date:

5. Salary settlement:

	Current Year (2021-22)	1st Subsequent Year (2022-23)	2nd Subsequent Year (2023-24)
Is the cost of salary settlement included in the interim and multiyear projections (MYPs)?			

One Year Agreement

Total cost of salary settlement			
% change in salary schedule from prior year			

or

Multiyear Agreement

Total cost of salary settlement			
% change in salary schedule from prior year (may enter text, such as "Reopener")			

Identify the source of funding that will be used to support multiyear salary commitments:

Negotiations Not Settled

6. Cost of a one percent increase in salary and statutory benefits

	Current Year (2021-22)	1st Subsequent Year (2022-23)	2nd Subsequent Year (2023-24)
7. Amount included for any tentative salary schedule increases			

Classified (Non-management) Health and Welfare (H&W) Benefits

	Current Year (2021-22)	1st Subsequent Year (2022-23)	2nd Subsequent Year (2023-24)
1. Are costs of H&W benefit changes included in the interim and MYPs?			
2. Total cost of H&W benefits			
3. Percent of H&W cost paid by employer			
4. Percent projected change in H&W cost over prior year			

Classified (Non-management) Prior Year Settlements Negotiated Since Budget Adoption

Are any new costs negotiated since budget adoption for prior year settlements included in the interim?			
If Yes, amount of new costs included in the interim and MYPs			
If Yes, explain the nature of the new costs:			

Classified (Non-management) Step and Column Adjustments

	Current Year (2021-22)	1st Subsequent Year (2022-23)	2nd Subsequent Year (2023-24)
1. Are step & column adjustments included in the interim and MYPs?			
2. Cost of step & column adjustments			
3. Percent change in step & column over prior year			

Classified (Non-management) Attrition (layoffs and retirements)

	Current Year (2021-22)	1st Subsequent Year (2022-23)	2nd Subsequent Year (2023-24)
1. Are savings from attrition included in the interim and MYPs?			
2. Are additional H&W benefits for those laid-off or retired employees included in the interim and MYPs?			

Classified (Non-management) - Other
List other significant contract changes that have occurred since budget adoption and the cost impact of each (i.e., hours of employment, leave of absence, bonuses, etc.):

S8C. Cost Analysis of District's Labor Agreements - Management/Supervisor/Confidential Employees

DATA ENTRY: Click the appropriate Yes or No button for "Status of Management/Supervisor/Confidential Labor Agreements as of the Previous Reporting Period." There are no extractions in this section.

Status of Management/Supervisor/Confidential Labor Agreements as of the Previous Reporting Period

Were all managerial/confidential labor negotiations settled as of budget adoption? Yes

If Yes or n/a, complete number of FTEs, then skip to S9.
If No, continue with section S8C.

Management/Supervisor/Confidential Salary and Benefit Negotiations

	Prior Year (2nd Interim) (2020-21)	Current Year (2021-22)	1st Subsequent Year (2022-23)	2nd Subsequent Year (2023-24)
Number of management, supervisor, and confidential FTE positions	30.6	30.6	32.6	32.6

1a. Have any salary and benefit negotiations been settled since budget adoption? n/a
If Yes, complete question 2.
If No, complete questions 3 and 4.

1b. Are any salary and benefit negotiations still unsettled? No
If Yes, complete questions 3 and 4.

Negotiations Settled Since Budget Adoption

2. Salary settlement:	Current Year (2021-22)	1st Subsequent Year (2022-23)	2nd Subsequent Year (2023-24)
Is the cost of salary settlement included in the interim and multiyear projections (MYPs)?			
Total cost of salary settlement			
Change in salary schedule from prior year (may enter text, such as "Reopener")			

Negotiations Not Settled

3. Cost of a one percent increase in salary and statutory benefits

	Current Year (2021-22)	1st Subsequent Year (2022-23)	2nd Subsequent Year (2023-24)
4. Amount included for any tentative salary schedule increases			

Management/Supervisor/Confidential Health and Welfare (H&W) Benefits	Current Year (2021-22)	1st Subsequent Year (2022-23)	2nd Subsequent Year (2023-24)
1. Are costs of H&W benefit changes included in the interim and MYPs?			
2. Total cost of H&W benefits			
3. Percent of H&W cost paid by employer			
4. Percent projected change in H&W cost over prior year			

Management/Supervisor/Confidential Step and Column Adjustments	Current Year (2021-22)	1st Subsequent Year (2022-23)	2nd Subsequent Year (2023-24)
1. Are step & column adjustments included in the interim and MYPs?			
2. Cost of step & column adjustments			
3. Percent change in step and column over prior year			

Management/Supervisor/Confidential Other Benefits (mileage, bonuses, etc.)	Current Year (2021-22)	1st Subsequent Year (2022-23)	2nd Subsequent Year (2023-24)
1. Are costs of other benefits included in the interim and MYPs?			
2. Total cost of other benefits			
3. Percent change in cost of other benefits over prior year			

S9. Status of Other Funds

Analyze the status of other funds that may have negative fund balances at the end of the current fiscal year. If any other fund has a projected negative fund balance, prepare an interim report and multiyear projection for that fund. Explain plans for how and when the negative fund balance will be addressed.

S9A. Identification of Other Funds with Negative Ending Fund Balances

DATA ENTRY: Click the appropriate button in Item 1. If Yes, enter data in Item 2 and provide the reports referenced in Item 1.

1. Are any funds other than the general fund projected to have a negative fund balance at the end of the current fiscal year? No

   If Yes, prepare and submit to the reviewing agency a report of revenues, expenditures, and changes in fund balance (e.g., an interim fund report) and a multiyear projection report for each fund.

2. If Yes, identify each fund, by name and number, that is projected to have a negative ending fund balance for the current fiscal year. Provide reasons for the negative balance(s) and explain the plan for how and when the problem(s) will be corrected.

ADDITIONAL FISCAL INDICATORS

The following fiscal indicators are designed to provide additional data for reviewing agencies. A "Yes" answer to any single indicator does not necessarily suggest a cause for concern, but may alert the reviewing agency to the need for additional review.

DATA ENTRY: Click the appropriate Yes or No button for items A2 through A9; Item A1 is automatically completed based on data from Criterion 9.

A1.	Do cash flow projections show that the district will end the current fiscal year with a negative cash balance in the general fund? (Data from Criterion 9B-1, Cash Balance, are used to determine Yes or No)	No
A2.	Is the system of personnel position control independent from the payroll system?	Yes
A3.	Is enrollment decreasing in both the prior and current fiscal years?	No
A4.	Are new charter schools operating in district boundaries that impact the district's enrollment, either in the prior or current fiscal year?	No
A5.	Has the district entered into a bargaining agreement where any of the current or subsequent fiscal years of the agreement would result in salary increases that are expected to exceed the projected state funded cost-of-living adjustment?	No
A6.	Does the district provide uncapped (100% employer paid) health benefits for current or retired employees?	No
A7.	Is the district's financial system independent of the county office system?	No
A8.	Does the district have any reports that indicate fiscal distress pursuant to Education Code Section 42127.6(a)? (If Yes, provide copies to the county office of education.)	No
A9.	Have there been personnel changes in the superintendent or chief business official positions within the last 12 months?	No

When providing comments for additional fiscal indicators, please include the item number applicable to each comment.

Comments:
(optional)

End of School District First Interim Criteria and Standards Review